



 2006



Big Sky
 CONFERENCE
 VOLLEYBALL
 CHAMPION

PROGRAM HISTORY



Carissa Buie

Kills

Name (years)	Kills
1. Jill Haas (1994-96)	2,037
2. Nicole Harty (1990-93)	1,767
3. Carissa Buie (1995-98)	1,763
4. Allison Espinosa (1987-90)	1,538
5. Sandra Bandimere (2001-04)	1,456
6. Angela Lewis (1996-99)	1,439
7. Rachel Wieck (1989-92)	1,371
8. Lindsay Haupt (2004-07)	1,359
9. Kelly Caddy (1987-90)	1,341
10. Ailee Hubbard (2004-06)	1,273



Allison Espinosa

Kills Per Set (min. 500 kills)

Name (years)	KPS
1. Jill Haas (1994-96)	5.55
2. Missie Stidham (2007)	5.30
3. Sandra Bandimere (2001-04)	3.68
4. Carissa Buie (1995-98)	3.58
5. Ailee Hubbard (2004-06)	3.52
6. Angela Lewis (1996-99)	3.42
7. Audra Espinosa (1985-88)	3.34
8. Nicole Harty (1990-93)	3.18
9. Tasman Dwyer (1998-01)	3.13
10. Jayme Wright (1999-02)	3.04



Jill Haas

Attempts

Name (years)	Attempts
1. Carissa Buie (1995-98)	5,546
2. Nicole Harty (1990-93)	5,116
3. Jill Haas (1994-96)	5,096
4. Angela Lewis (1996-99)	4,405
5. Ailee Hubbard (2004-06)	4,146
6. Jennifer Ferguson (2003-07)	4,107
7. Jayme Wright (1999-02)	4,042
8. Sandra Bandimere (2001-04)	4,026
9. Allison Espinosa (1987-90)	3,712
10. Rachel Wieck (1989-92)	3,367



Nicole Harty

Hitting Percentage (min. 800 att.)

Name (years)	Pct.
1. Lisa Beauchene (2000-03)	348
2. Kelly Caddy (1987-90)	340
3. Jennifer Miles (1994-95)	336
4. Michelle Franz (2005-07)	335
5. Lindsay Haupt (2004-07)	332
Kim Beal (1985-86)	332
7. Jenny Gunderson (1993-94)	327
8. Sue Hebel (1986-89)	313
9. Audra Espinosa (1986-88)	311
10. Tasman Dwyer (1998-01)	309



Kristin Lutes

Service Aces

Name (years)	Aces
1. Allison Espinosa (1987-90)	247
2. Nicole Harty (1990-93)	224
3. Karen Henderson (1988-91)	179
4. Sue Hebel (1986-89)	160
5. Rachel Wieck (1989-92)	154
6. Carissa Buie (1995-98)	152
7. Suzie Severyn (1992-95)	151
8. Christine Seifert (1985-88)	127
9. Audra Espinosa (1985-88)	126
10. Jill Haas (1994-96)	119

Digs

Name (years)	Digs
1. Kristin Lutes (2003-06)	2,355
2. Carissa Buie (1995-98)	1,899
3. Jennifer Ferguson (2003-07)	1,648
4. Angela Lewis (1996-99)	1,581
5. Jill Haas (1994-96)	1,576
6. Suzie Severyn (1992-95)	1,549
7. Nicole Harty (1990-93)	1,489
Karen Henderson (1988-91)	1,489
9. Allison Espinosa (1987-90)	1,455
10. Lisa Beauchene (2000-03)	1,417

Digs Per Set (min. 500 digs)

Name (years)	DPS
1. Kristin Lutes (2003-06)	5.23
2. Missie Stidham (2007)	4.40
3. Chelsea Goodsell (2007)	4.37
4. Jill Haas (1994-96)	4.29
5. Breanne Menees (2008-pres.)	4.00
6. Carissa Buie (1995-98)	3.85
7. Angela Lewis (1996-99)	3.76
8. Janelle Currey (2009-pres.)	3.40
9. Ailee Hubbard (2004-06)	3.38
10. Jennifer Ferguson (2003-07)	3.31

Assists

Name (years)	Assists
1. Maureen Rafferty (1996-99)	6,510
2. Suzie Severyn (1992-95)	5,891
3. Lisa Beauchene (2000-03)	5,153
4. Karen Henderson (1988-91)	4,438
5. Rose Burke (2005-08)	4,294
6. Christine Seifert (1985-88)	3,370
7. Melissa Melcher (2006-09)	1,908
8. Stephanie Gamst (2000-04)	1,720
9. Natalie Melcher (2002-05)	1,284
10. Janice Louie (1985)	952

Assists Per Set

Name (years)	APS
1. Maureen Rafferty (1996-99)	13.26
2. Suzie Severyn (1992-95)	11.76
3. Lisa Beauchene (2000-03)	11.18
4. Rose Burke (2005-08)	10.10
5. Janice Louie (1985)	10.02
6. Karen Henderson (1988-91)	9.84
7. Christine Seifert (1985-88)	9.57
8. Natalie Melcher (2002-05)	5.39
9. Katie Aprile (2010-pres.)	5.18
10. Stephanie Gamst (2000-04)	5.12

Total Blocks

Name (years)	Blocks
1. Kelly Caddy (1987-90)	788
2. Lindsay Haupt (2004-07)	616
3. Rachel Wieck (1989-92)	588
4. Sue Hebel (1986-89)	534
5. Lisa Schuette (1989-93)	533
6. Michelle Franz (2005-07)	497
7. Nicole Harty (1990-93)	474
8. Tasman Dwyer (1998-01)	457
9. Emily Wilson (2001-04)	427
10. Kazmiera Imrie (2000-03)	399




Setter Lisa Beauchene was named Big Sky MVP, all-Pacific Region, a three-time unanimous first team all-Big Sky selection, three-time Big Sky Tournament MVP and nine-time Big Sky Player of the Week.



Outside hitter Sandra Bandimere was an AVCA all-Pacific Region, Big Sky Tournament MVP, and unanimous first team all-Big Sky selection in 2004 after averaging 4.31 kills and 4.03 digs per set.



CAREER RECORDS (1985-PRES.)



Jill Haas became the only Sacramento State Div. I All-American in 1995 after finishing second in the nation with 6.05 kills per set to go along with 4.69 digs per set and a .292 hitting percentage.



Middle hitter Lindsay Haupt (2004-07) finished her remarkable career as the owner of two Big Sky MVP awards (2005, 2007) and two Big Sky Tournament MVP awards (2005, 2006).

Blocks Per Set (m. 200 blk.)

Name (years)	BPS
1. Jenny Gunderson (1993-94)	1.52
Kelly Caddy (1987-90)	1.52
3. Kim Beal (1985-86)	1.41
4. Michelle Franz (2005-07)	1.39
5. Lindsay Haupt (2004-07)	1.36
Sue Hebel (1986-89)	1.36
7. Lisa Schuette (1989-93)	1.25
8. Emily Wilson (2001-04)	1.20
9. Tasman Dwyer (1998-01)	1.17
10. Rachel Wieck (1989-92)	1.06

Block Solos

Name (years)	Blocks
1. Kelly Caddy (1987-90)	162
2. Nicole Harty (1990-93)	118
3. Sue Hebel (1986-89)	117
4. Rachel Wieck (1989-92)	100
5. Allison Espinosa (1987-90)	91
6. Lindsay Haupt (2004-07)	83
7. Kim Beal (1985-86)	74
8. Tasman Dwyer (1998-01)	70
Lisa Schuette (1989-93)	70
10. Jenny Gunderson (1993-94)	69

Block Assists

Name (years)	Blocks
1. Kelly Caddy (1987-90)	621
2. Lindsay Haupt (2004-07)	533
3. Rachel Wieck (1989-92)	488
4. Lisa Schuette (1989-93)	463
5. Michelle Franz (2005-07)	431
6. Sue Hebel (1986-89)	417
7. Tasman Dwyer (1998-01)	387
8. Emily Wilson (2001-04)	378
9. Lyn-Dee Engle (1993-96)	359
10. Nicole Harty (1990-93)	356

Points

Name (years)	Points
1. Nicole Harty (1990-93)	2,287.0
2. Jill Haas (1994-96)	2,240.0
3. Carissa Buie (1995-98)	2,049.5
4. Allison Espinosa (1987-90)	2,025.5
5. Kelly Caddy (1987-90)	1,923.5
6. Rachel Wieck (1989-92)	1,869.0
7. Lindsay Haupt (2004-07)	1,732.5
8. Angela Lewis (1996-99)	1,711.0
9. Sandra Bandimere (2001-04)	1,599.0
10. Atlee Hubbard (2004-06)	1,488.0

Points Per Set (min.130 sets)

Name (years)	PPS
1. Jill Haas (1994-96)	6.10
2. Missie Stidham (2007)	5.94
3. Carissa Buie (1995-98)	4.16
4. Nicole Harty (1990-93)	4.12
5. Atlee Hubbard (2004-06)	4.11
6. Audra Espinosa (1985-88)	4.07
7. Angela Lewis (1996-99)	4.06
Jennifer Miles (1994-95)	4.06
9. Sandra Bandimere (2001-04)	4.04
10. Kim Beal (1985-86)	3.99

1,000 Kills Club

Since 1985, Sacramento State has seen 16 of its players record 1,000 career kills. Below is that list.

Name (years)	Kills
1. Jill Haas (1994-96)	2,037
2. Nicole Harty (1990-93)	1,767
3. Carissa Buie (1995-98)	1,763
4. Allison Espinosa (1987-90)	1,538
5. Sandra Bandimere (2001-04)	1,456
6. Angela Lewis (1996-99)	1,439
7. Rachel Wieck (1989-92)	1,371
8. Lindsay Haupt (2004-07)	1,359
9. Kelly Caddy (1987-90)	1,341
10. Atlee Hubbard (2004-06)	1,273
11. Jayme Wright (1999-02)	1,258
12. Tasman Dwyer (1998-01)	1,219
13. Jennifer Ferguson (2003-07)	1,157
14. Sarah Chlebana (1997-00)	1,116
15. Kazmiera Imrie (2000-03)	1,104
16. Audra Espinosa (1985-88)	1,090

1,000 Kills, 1,000 Digs

Since 1985, Sacramento State has 10 players who recorded 1,000 kills and 1,000 digs during their careers. Below are those players in alphabetical order.

CARISSA BUIE (1995-98)

1,763 kills, 1,899 digs

SARAH CHLEBANA (1997-00)

1,116 kills, 1,348 digs

ALLISON ESPINOSA (1987-90)

1,538 kills, 1,455 digs

JENNIFER FERGUSON (2003-07)

1,157 kills, 1,648 digs

JILL HAAS (1994-96)

2,037 kills, 1,576 digs

NICOLE HARTY (1990-93)

1,767 kills, 1,489 digs

ATLEE HUBBARD (2004-06)

1,273 kills, 1,223 digs

ANGELA LEWIS (1996-99)

1,439 kills, 1,581 digs

RACHEL WIECK (1989-92)

1,371 kills, 1,259 digs

JAYME WRIGHT (1999-02)

1,258 kills, 1,321 digs

Note

Volleyball records are as of 1985 to the present due to the lack of substantive record keeping by the Sports Information Office prior to 1985.




Lisa Beauchene



Kelly Caddy



Tasman Dwyer



Angela Lewis



Maureen Rafferty



SEASON RECORDS (1985-PRES.)



Sandra Bandimere

Kills

Name (season)	Kills
1. Jill Haas (1995)	798
2. Jill Haas (1996)	743
3. Missie Stidham (2007)	710
4. Angela Lewis (1999)	561
5. Allison Espinosa (1989)	553
6. Allison Espinosa (1990)	547
7. Carissa Buie (1998)	528
8. Nicole Harty (1993)	501
9. Sandra Bandimere (2004)	500
10. Lindsay Haupt (2007)	496
Atlee Hubbard (2006)	496
Jill Haas (1994)	496



Jennifer Ferguson

Kills Per Set (min. 100 kills)

Name (season)	KPS
1. Jill Haas (1995)	6.05
2. Jill Haas (1996)	5.90
3. Missie Stidham (2007)	5.30
4. Jill Haas (1994)	4.55
5. Angela Lewis (1999)	4.52
6. Sandra Bandimere (2004)	4.31
7. Carissa Buie (1998)	4.22
8. Allison Espinosa (1989)	4.16
9. Carissa Buie (1997)	4.05
10. Atlee Hubbard (2006)	4.03



Lindsay Haupt

Attempts

Name (season)	Attempts
1. Jill Haas (1996)	1,959
2. Jill Haas (1995)	1,914
3. Missie Stidham (2007)	1,781
4. Angela Lewis (1999)	1,660
5. Atlee Hubbard (2005)	1,605
6. Carissa Buie (1997)	1,584
7. Carissa Buie (1998)	1,555
8. Atlee Hubbard (2006)	1,542
9. Jennifer Ferguson (2007)	1,507
10. Desiree Hoyum (2009)	1,497



Sue Hebel

Hitting Percentage (min. 100 att.)

Name (season)	Pct.
1. Kelly Caddy (1989)	38.3
2. Lisa Beauchene (2001)	36.9
3. Janice Louie (1985)	36.8
4. Lisa Beauchene (2002)	36.6
5. Suzie Severyn (1995)	36.4
6. Kerry Lewis (1994)	35.5
7. Lindsay Haupt (2007)	35.4
Kelly Caddy (1990)	35.4
9. Sue Hebel (1989)	34.5
10. Jenny Gunderson (1994)	34.3



Atlee Hubbard

Service Aces

Name (season)	Aces
1. Allison Espinosa (1987)	75
2. Allison Espinosa (1990)	72
3. Karen Henderson (1990)	66
4. Nicole Harty (1992)	62
Sue Hebel (1987)	62
Christine Seifert (1987)	62
7. Missie Stidham (2007)	58
Karen Henderson (1989)	58
9. Nicole Harty (1993)	57
Nicole Harty (1990)	57
Sharon Christianson (1987)	57

Digs

Name (season)	Digs
1. Kristin Lutes (2006)	768
2. Kristin Lutes (2005)	707
3. Breanne Menees (2010)	640
4. Jill Haas (1995)	619
5. Missie Stidham (2007)	589
6. Chelsea Goodsell (2007)	585
7. Jennifer Ferguson (2007)	560
Jill Haas (1996)	560
9. Breanne Menees (2009)	539
10. Karen Henderson (1989)	536

Digs Per Set (min. 100 digs)

Name (season)	DPS
1. Kristin Lutes (2006)	6.24
2. Kristin Lutes (2005)	5.66
3. Breanne Menees (2010)	5.20
4. Kristin Lutes (2004)	4.93
5. Jill Haas (1995)	4.69
6. Jill Haas (1996)	4.44
7. Breanne Menees (2009)	4.42
8. Missie Stidham (2007)	4.40
9. Carissa Buie (1997)	4.38
10. Chelsea Goodsell (2007)	4.37

Assists


Name (season)	Assists
1. Suzie Severyn (1995)	1,786
2. Karen Henderson (1990)	1,763
3. Maureen Rafferty (1996)	1,717
4. Rose Burke (2007)	1,702
5. Maureen Rafferty (1999)	1,663
6. Maureen Rafferty (1997)	1,591
7. Maureen Rafferty (1998)	1,539
8. Karen Henderson (1989)	1,534
9. Suzie Severyn (1992)	1,431
10. Stephanie Gamst (2004)	1,407

Assists Per Set

Name (season)	APS
1. Maureen Rafferty (1996)	13.85
2. Suzie Severyn (1996)	13.84
3. Maureen Rafferty (1999)	13.41
4. Maureen Rafferty (1997)	13.26
5. Rose Burke (2007)	12.61
6. Maureen Rafferty (1998)	12.51
7. Suzie Severyn (1994)	12.22
8. Stephanie Gamst (2004)	12.13
9. Karen Henderson (1989)	11.53
10. Lisa Beauchene (2001)	11.46
Lisa Beauchene (2000)	11.46

Total Blocks

Name (season)	Blocks
1. Kelly Caddy (1989)	247
2. Michelle Franz (2006)	221
3. Kelly Caddy (1990)	209
4. Sue Hebel (1987)	192
5. Jenny Gunderson (1993)	191
6. Lindsay Haupt (2005)	185
7. Lindsay Haupt (2007)	184
Lindsay Haupt (2006)	184
9. Kelly Caddy (1987)	182
10. Rachel Wiecek (1990)	173




The Sacramento State and Big Sky Conference all-time leader with 2,355 career digs, Kristin Lutes owns three of the program's top four single-season marks for digs per set.



Tasman Dwyer was named the Big Sky Conference MVP in 2001 after averaging 3.42 kills and 1.13 blocks per set while hitting .336. Dwyer played in 93 consecutive matches to finish her career.



SEASON RECORDS (1985-PRES.)



Nicole Harty was among the top two Hornets in kills all four years of her career (1990-93), and is currently second all-time in Sacramento State history with 1,767 career kills.



Currently fourth in Sacramento State history in digs (1,581) and sixth in kills (1,439), outside hitter Angela Lewis has played on the AVP Pro Beach Volleyball Tour every year since 2003.

Blocks Per Set (min. 50 blk.)

Name (season)	BPS
1. Kelly Caddy (1989)	1.89
2. Michelle Franz (2006)	1.80
3. Kelly Caddy (1990)	1.65
4. Kim Beal (1986)	1.64
5. Jenny Gunderson (1993)	1.55
6. Lindsay Haupt (2005)	1.54
7. Lindsay Haupt (2006)	1.50
8. Jenny Gunderson (1994)	1.47
9. Tasman Dwyer (2000)	1.41
10. Emily Wilson (2004)	1.38

Block Solos

Name (season)	Blocks
1. Kelly Caddy (1989)	57
2. Sue Hebel (1987)	56
3. Kelly Caddy (1987)	48
4. Kim Beal (1986)	44
5. Jenny Gunderson (1994)	43
6. Allison Espinosa (1990)	37
7. Kelly Caddy (1988)	35
8. Nicole Harty (1991)	33
Rachel Wieck (1991)	33
Nicole Harty (1990)	33

Block Assists

Name (season)	Blocks
1. Michelle Franz (2006)	192
2. Kelly Caddy (1989)	190
3. Kelly Caddy (1990)	182
4. Jenny Gunderson (1993)	165
5. Lindsay Haupt (2005)	164
6. Lindsay Haupt (2007)	160
7. Lindsay Haupt (2006)	155
8. Lisa Schuette (1992)	154
9. Rachel Wieck (1990)	152
10. Lisa Schuette (1993)	147

Points

Name (season)	Points
1. Jill Haas (1995)	865.5
2. Jill Haas (1996)	809.0
3. Missie Stidham (2007)	795.5
4. Allison Espinosa (1990)	692.5
5. Allison Espinosa (1989)	661.0
6. Angela Lewis (1999)	638.0
7. Nicole Harty (1993)	623.5
8. Lindsay Haupt (2007)	621.0
9. Rachel Wieck (1991)	607.0
10. Nicole Harty (1992)	602.0

Points Per Set (min. 100 sets)

Name (season)	PPS
1. Jill Haas (1995)	6.56
2. Jill Haas (1996)	6.42
3. Missie Stidham (2007)	5.94
4. Jill Haas (1994)	5.19
5. Angela Lewis (1999)	5.15
6. Allison Espinosa (1989)	4.97
7. Carissa Buie (1998)	4.81
8. Allison Espinosa (1990)	4.74
9. Sandra Bandimere (2004)	4.72
10. Nicole Harty (1993)	4.69

Triple-Doubles

Name (season)	Triple-Doubles
Lisa Beauchene (18)	
Oct. 16, 2003 vs. Weber State	10 kills, 40 assists, 13 digs
Oct. 10, 2003 at Portland State	11 kills, 43 assists, 13 digs
Sept. 27, 2003 vs. Northern Arizona	11 kills, 36 assists, 10 digs
Sept. 20, 2003 at New Mexico	12 kills, 44 assists, 10 digs
Sept. 13, 2003 at Wisconsin-Milwaukee	10 kills, 56 assists, 16 digs
Sept. 12, 2003 vs. Eastern Illinois	10 kills, 41 assists, 10 digs
Sept. 6, 2003 vs. Georgetown	10 kills, 51 assists, 13 digs
Nov. 23, 2002 at Eastern Washington	13 kills, 44 assists, 14 digs
Nov. 22, 2002 vs. Montana State	11 kills, 60 assists, 17 digs
Sept. 28, 2002 vs. Weber State	11 kills, 51 assists, 10 digs
Sept. 20, 2002 vs. UNLV	10 kills, 50 assists, 15 digs
Sept. 7, 2002 vs. Temple	11 kills, 47 assists, 15 digs
Sept. 21, 2001 at Idaho State	10 kills, 50 assists, 14 digs
Sept. 18, 2001 at Saint Mary's	13 kills, 46 assists, 19 digs
Sept. 1, 2001 vs. Oregon State	11 kills, 38 assists, 22 digs
Nov. 17, 2000 vs. Montana State	12 kills, 60 assists, 15 digs
Nov. 11, 2000 at Cal State Northridge	10 kills, 64 assists, 18 digs
Nov. 9, 2000 at Northern Arizona	12 kills, 53 assists, 12 digs

Name (season)	Triple-Doubles
Maureen Rafferty (5)	
Nov. 13, 1999 vs. Cal State Northridge	12 kills, 64 assists, 23 digs
Nov. 11, 1999 vs. Northern Arizona	11 kills, 72 assists, 25 digs
Oct. 22, 1999 at Montana State	11 kills, 72 assists, 23 digs
Oct. 19, 1999 at Saint Mary's	12 kills, 49 assists, 10 digs
Oct. 9, 1999 vs. Idaho State	10 kills, 56 assists, 13 digs


Name (season)	Triple-Doubles
Carissa Buie (1)	
Sept. 25, 1997 at Cal State Northridge	19 kills, 18 digs, 10 blocks

Name (season)	Triple-Doubles
Kelly Caddy (1)	
Oct. 31, 1989 at Nevada	10 kills, 10 digs, 10 blocks

Name (season)	Triple-Doubles
Nicole Harty (1)	
Sept. 18, 1993 vs. Saint Mary's	27 kills, 11 digs, 10 blocks

Name (season)	Triple-Doubles
Lisa Schuette (1)	
Sept. 22, 1993 vs. Nevada	11 kills, 11 digs, 11 blocks


Name (season)	Triple-Doubles
Rachel Wieck (1)	
Nov. 3, 1992 vs. Santa Clara	13 kills, 13 digs, 10 blocks



Michelle Franz



Suzie Severyn



Missie Stidham



Rachel Wieck



Jayme Wright



Hitting Percentage (min. 50 kills)

Year	Player	Pct.	K-E-TA
1985	Janice Louie	.368	54-5-133
1986	Sue Hebel	.341	80-20-176
1987	Christine Seifert	.340	183-51-388
1988	Kelly Caddy	.325	256-76-553
1989	Kelly Caddy	.383	378-79-780
1990	Kelly Caddy	.354	387-102-804
1991	Rachel Wieck	.295	481-166-1069
1992	Lisa Schuette	.339	323-85-703
1993	Lisa Schuette	.311	315-91-721
1994	Kerry Lewis	.355	263-55-586
1995	Suzie Severyn	.364	64-13-140
1996	Jill Haas	.255	743-244-1959
1997	Maureen Rafferty	.266	100-24-286
1998	Rebekah Capel	.331	407-115-882
1999	Tasman Dwyer	.336	397-113-845
2000	Lisa Beauchene	.315	174-52-387
2001	Lisa Beauchene	.369	213-55-428
2002	Lisa Beauchene	.366	246-50-535
2003	Lisa Beauchene	.337	260-59-597
2004	Emily Wilson	.316	297-72-712
2005	Michelle Franz	.340	234-56-524
2006	Michelle Franz	.335	297-73-668
2007	Lindsay Haupt	.354	496-117-1072
2008	Maddison Thivierge	.252	272-94-70
2009	Maddison Thivierge	.276	290-92-717
2010	Kayla Beal	.216	253-119-619

Kills

Year	Player	G	Kills	Avg.
1985	Kim Beal	105	315	3.00
1986	Audra Espinosa	99	324	3.27
1987	Sue Hebel	145	370	2.55
1988	Audra Espinosa	122	464	3.80
1989	Allison Espinosa	133	553	4.16
1990	Allison Espinosa	146	547	3.75
1991	Rachel Wieck	130	481	3.70
1992	Nicole Harty	141	476	3.38
1993	Nicole Harty	133	501	3.77
1994	Jill Haas	109	496	4.55
1995	Jill Haas	132	798	6.05
1996	Jill Haas	126	743	5.90
1997	Carissa Buie	120	486	4.05
1998	Carissa Buie	125	528	4.22
1999	Angela Lewis	124	561	4.52
2000	Tasman Dwyer	114	424	3.72
2001	Tasman Dwyer	104	356	3.42
2002	Sandra Bandimere	125	428	3.42
2003	Sandra Bandimere	126	495	3.93
2004	Sandra Bandimere	116	500	4.31
2005	Atlee Hubbard	125	466	3.73
2006	Atlee Hubbard	123	496	4.03
2007	Missie Stidham	134	710	5.30
2008	Desiree Hoyum	124	361	2.91
2009	Desiree Hoyum	129	465	3.60
2010	Janelle Currey	127	412	3.24

Assists

Year	Player	G	Ast	Avg.
1985	Janice Louie	95	952	10.02
1986	Christine Seifert	75	810	10.80
1987	Christine Seifert	141	1,354	9.60
1988	Christine Seifert	113	1,185	10.49
1989	Karen Henderson	133	1,534	11.53
1990	Karen Henderson	155	1,763	11.37
1991	Karen Henderson	130	1,141	8.78
1992	Suzie Severyn	134	1,431	10.68
1993	Suzie Severyn	129	1,342	10.40
1994	Suzie Severyn	109	1,332	12.22
1995	Suzie Severyn	129	1,786	13.84
1996	Maureen Rafferty	124	1,717	13.85
1997	Maureen Rafferty	120	1,591	13.26
1998	Maureen Rafferty	123	1,539	12.51
1999	Maureen Rafferty	124	1,663	13.41
2000	Lisa Beauchene	106	1,215	11.46
2001	Lisa Beauchene	104	1,192	11.46
2002	Lisa Beauchene	126	1,354	10.75
2003	Lisa Beauchene	125	1,392	11.14
2004	Stephanie Gamst	116	1,407	12.13
2005	Natalie Melcher	116	1,202	10.36
2006	Rose Burke	123	1,091	8.87
2007	Rose Burke	135	1,702	12.61
2008	Rose Burke	123	1,132	9.20
2009	Melissa Melcher	125	1,243	9.94
2010	Katie Aprile	127	658	5.18

Service Aces

Year	Player	G	Aces	Avg.
1985	Janice Ster	105	35	0.33
1986	Audra Espinosa	99	48	0.48
1987	Allison Espinosa	144	75	0.52
1988	Mabel Lau	121	53	0.44
1989	Karen Henderson	133	58	0.44
1990	Allison Espinosa	146	72	0.49
1991	Karen Henderson	130	48	0.37
	Nicole Harty	130	48	0.37
1992	Nicole Harty	141	62	0.44
1993	Nicole Harty	133	57	0.43
1994	Jill Haas	109	47	0.43
1995	Carissa Buie	123	38	0.31
	Suzie Severyn	129	38	0.29
1996	Carissa Buie	125	36	0.29
	Jill Haas	126	36	0.29
1997	Carissa Buie	120	40	0.33
1998	Carissa Buie	125	38	0.30
1999	Maureen Rafferty	124	37	0.30
2000	Olivia Thomas	98	31	0.32
	Esther Rogers	113	31	0.27
2001	Kelly Voeltz	102	34	0.33
2002	Ali Mathewson	111	30	0.27
2003	Emily Wilson	121	35	0.29
2004	Emily Wilson	112	30	0.27
2005	Atlee Hubbard	125	37	0.30
2006	Atlee Hubbard	123	35	0.28
2007	Missie Stidham	134	58	0.43
2008	Eryn Kirby	108	32	0.30
2009	Sydney Kordic	125	37	0.30
2010	Breanne Menees	123	41	0.33

Blocks

Year	Player	G	Blk	Avg.
1985	Kim Beal	105	126	1.20
1986	Kim Beal	97	159	1.64
1987	Sue Hebel	145	192	1.32
1988	Kelly Caddy	116	150	1.29
1989	Kelly Caddy	131	247	1.89
1990	Kelly Caddy	127	209	1.65
1991	Nicole Harty	130	144	1.11
1992	Lisa Schuette	135	172	1.27
1993	Jenny Gunderson	123	191	1.55
1994	Jenny Gunderson	108	159	1.47
1995	Jennifer Miles	132	160	1.21
1996	Shannon Beatty	121	108	0.89
1997	Shannon Beatty	120	109	0.91
1998	Rebekah Capel	122	150	1.23
1999	Tasman Dwyer	120	153	1.27
2000	Tasman Dwyer	114	161	1.41
2001	Kazmiera Imrie	104	122	1.17
2002	Kazmiera Imrie	126	133	1.06
2003	Emily Wilson	121	147	1.21
2004	Emily Wilson	112	154	1.38
2005	Lindsay Haupt	120	185	1.54
2006	Michelle Franz	123	221	1.80
2007	Lindsay Haupt	135	184	1.36
2008	Maddison Thivierge	124	92	0.74
2009	Kelsey Elston	122	111	0.91
2010	Kelsey Elston	127	135	1.06

Digs

Year	Player	G	Digs	Avg.
1985	Audra Espinosa	105	277	2.64
1986	Audra Espinosa	99	295	2.98
1987	Mabel Lau	136	377	2.77
1988	Audra Espinosa	122	423	3.47
1989	Karen Henderson	133	536	4.03
1990	Karen Henderson	155	443	2.86
1991	Karen Henderson	130	408	3.14
1992	Roberta Flinn	140	528	3.77
1993	Nicole Harty	133	388	2.92
1994	Jill Haas	109	397	3.64
1995	Jill Haas	132	619	4.69
1996	Jill Haas	126	560	4.44
1997	Carissa Buie	120	526	4.38
1998	Carissa Buie	125	505	4.04
1999	Angela Lewis	124	531	4.28
2000	Sarah Chlebana	114	414	3.63
2001	Jayme Wright	103	357	3.47
2002	Jayme Wright	122	421	3.45
2003	Kristin Lutes	122	486	3.98
2004	Sandra Bandimere	116	468	4.03
2005	Kristin Lutes	125	707	5.66
2006	Kristin Lutes	123	768	6.24
2007	Missie Stidham	134	589	4.40
2008	Katie Van Der Wende	122	502	4.11
2009	Breanne Menees	122	539	4.42
2010	Breanne Menees	123	640	5.20



DIV. I MATCH RECORDS (1991-PRES.)



Outside hitter Carissa Buie (1995-98) remains the only Sacramento State player to rank among the top three players in Div. I program history in both kills (3rd; 1,763) and digs (2nd; 1,899).



Outside hitter Jennifer Ferguson (2003-07) became just the 10th player in Sacramento State history to record 1,000 career kills and digs. She finished her career with 1,157 kills and 1,648 digs.

Kills

1.	105 vs. Cal State Northridge, 10-3-96
2.	100 at Eastern Washington, 9-30-99
3.	97 at Montana State, 10-22-99
4.	96 vs. Saint Mary's, 9-20-00
5.	92 vs. Northern Arizona, 11-11-99
	92 at Montana State, 10-23-98
	92 vs. Weber State, 9-17-97
8.	91 vs. Pittsburgh, 9-15-95
9.	89 at Montana, 10-12-00
	89 vs. Santa Clara, 9-12-00
	89 vs. Northern Arizona, 11-15-96

Attempts

1.	359 at Eastern Washington, 9-30-99
2.	315 at Montana State, 10-22-99
3.	305 vs. Cal State Northridge, 11-23-96
4.	285 vs. Saint Mary's, 9-20-00
5.	267 vs. Santa Clara, 9-12-00
6.	263 at Cal State Northridge, 11-11-00
	263 vs. Cal State Northridge, 11-19-99
8.	262 at Saint Mary's, 11-11-97
9.	257 at Cal State Northridge, 10-8-99
10.	255 at Montana State, 10-23-98
	255 vs. Loyola Marymount, 9-16-95

Hitting Percentage

1.	.452 (54-7-124) vs. Idaho State, 11-11-04
2.	.437 (44-6-87) vs. Portland State, 10-28-99
3.	.433 (36-7-67) vs. Navy, 11-5-93
4.	.430 (51-11-93) vs. Lehigh, 11-6-93
5.	.424 (49-7-99) vs. Idaho State, 10-18-03
6.	.413 (29-5-58) vs. Lehigh, 12-4-93
7.	.408 (67-14-130) vs. Loyola-Chi., 10-12-95
8.	.404 (45-9-89) vs. Saint Mary's, 9-17-94
9.	.400 (59-15-110) at Hofstra, 9-30-95
10.	.396 (49-11-96) vs. Arkansas, 9-16-94

Digs

1.	166 at Eastern Washington, 9-30-99
2.	157 vs. Pittsburgh, 9-15-95
3.	144 at Montana State, 10-22-99
4.	140 vs. Cal State Northridge, 11-23-96
5.	135 vs. Saint Mary's, 9-20-00
6.	134 at Cal Poly, 11-21-92
7.	130 vs. Cal State Northridge, 11-13-99
8.	127 at Cal State Northridge, 10-8-99
9.	125 vs. Cal Poly, 8-30-91
10.	123 at Loyola Marymount, 9-16-95

Service Aces

1.	15 vs. Manhattan, 9-8-07
2.	14 vs. Northern Arizona, 9-19-97
	14 vs. Pennsylvania, 10-16-93
4.	13 vs. Weber State, 10-3-98
	13 vs. UC Irvine, 9-8-95
6.	12, Thirteen Times

Assists

1.	94 vs. Weber State, 9-17-97
2.	92 vs. Cal State Northridge, 10-3-96
3.	89 vs. Eastern Washington, 9-30-99
4.	88 at Montana State, 10-22-99
5.	85 vs. Saint Mary's, 9-20-00
6.	84 at Montana State, 10-23-98
7.	83 vs. Northern Arizona, 11-11-99
8.	82 at Cal State Northridge, 11-11-00
	82 vs. Pittsburgh, 9-15-95
10.	81 at Montana, 10-12-00

Solo Blocks

1.	12 vs. Nevada, 11-28-92
2.	11 vs. UC Davis, 11-19-91
3.	10 at Nevada, 11-5-91
4.	8 at Weber State, 9-29-07
	8 at Portland State, 10-10-97
	8 vs. Cal Poly, 10-7-94
7.	7 at Saint Mary's, 9-23-06
	7 vs. Northern Arizona, 11-15-96
	7 vs. Montana, 9-3-94
	7 at Nevada, 9-22-93
	7 at Northern Arizona, 9-12-92
	7 vs. Saint Mary's, 9-20-91

Total Blocks

1.	27 at Cal State Northridge, 10-9-93
2.	25 at Nevada, 9-22-93
3.	24.5 vs. Cal State Northridge, 9-8-07
4.	24 vs. Nevada, 11-28-92
5.	22 vs. Cal State Northridge, 9-25-97
	22 vs. San Diego State, 11-12-94
7.	21 vs. Portland State, 10-29-05
	21 at Eastern Washington, 9-26-98
9.	20 vs. Wright State, 12-3-93
	20 vs. Chico State, 11-16-91



DIV. I MATCH LEADERS (1991-PRES.)

Hitting Percentage (min. 7 kills)

1.	1.000 (8-0-8), Lisa Beauchene vs. Arkansas-Little Rock, 9-8-01
2.	.917 (11-0-12), Tasman Dwyer vs. Portland State, 10-28-99
3.	.867 (13-0-15), Lisa Beauchene vs. Portland State, 11-10-01
4.	.846 (11-0-13), Kerry Lewis vs. UC Davis, 10-13-94
5.	.818 (10-0-11), Sarah Chlebana at Portland State, 9-25-98
6.	.777 (14-0-18), Nicole Harty vs. Lehigh, 11-6-93
7.	.769 (10-0-13), Lisa Beauchene at Portland State, 11-16-02
8.	.750 (11-3-21), Jennifer Miles at Hofstra, 9-30-95
9.	.737 (7-0-11), Rebekah Capel vs. Weber State, 10-19-96
10.	.727 (8-0-11), Lisa Beauchene vs. Saint Mary's, 11-5-02
	.727 (8-0-11), Jayme Wright vs. Minnesota, 12-3-99

Assists

1.	91, Maureen Rafferty vs. Cal State Northridge, 10-3-96
2.	88, Maureen Rafferty vs. Weber State, 9-17-97
3.	83, Maureen Rafferty at Eastern Washington, 9-30-99
4.	78, Suzie Sevryn vs. Pittsburgh, 9-15-95
5.	76, Lisa Beauchene at Montana, 10-12-00
	76, Maureen Rafferty vs. Northern Arizona, 11-15-96
7.	75, Suzie Sevryn vs. San Francisco, 10-5-95
8.	74, Maureen Rafferty at Montana State, 10-23-98
9.	72, Maureen Rafferty vs. Northern Arizona, 11-11-99
	72, Maureen Rafferty at Montana State, 10-22-99

Digs

1.	42, Jill Haas vs. Pittsburgh, 9-15-95
2.	38, Carissa Buie vs. Montana, 9-20-97
3.	37, Maureen Rafferty at Eastern Washington, 9-30-99
	37, Lyn-Dee Engle at Cal State Northridge, 11-23-96
5.	36, Kristin Lutes vs. San Francisco, 9-9-06
	36, Kristin Lutes at Saint Mary's, 12-2-04
	36, Suzie Sevryn vs. Fresno State, 11-8-94
8.	35, Katie Van Der Wende at Portland State, 10-17-08
	35, Missie Stidham at Northern Colorado, 10-25-07
	35, Lyn-Dee Engle vs. Pittsburgh, 9-15-95

Total Blocks

1.	15, Jenny Gunderson vs. San Diego State, 11-12-94
2.	14, Jenny Gunderson at Cal State Northridge, 10-9-93
3.	13, Lindsay Haupt vs. Cal State Northridge, 9-8-07
	13, Michelle Franz vs. San Francisco, 9-8-06
	13, Lindsay Haupt vs. Portland State, 10-29-05
	13, Emily Wilson vs. Montana State, 10-30-04
	13, Emily Wilson vs. Santa Clara, 9-30-03
	13, Tasman Dwyer vs. Cal State Northridge, 11-19-99
9.	12, Michelle Franz at Nevada, 9-5-06
	12, Tasman Dwyer vs. Santa Clara, 9-12-00
	12, Lisa Schuette vs. Texas A&M, 12-5-92
	12, Nicole Harty vs. UC Riverside, 9-4-91

Solo Blocks

1.	10, Shannon Beatty at Missouri State, 11-4-95
2.	7, Kerry Lewis vs. Cal Poly, 8-30-91
3.	6, Jenny Gunderson vs. Army, 11-5-93
4.	5, Numerous Players

Kills

1.	40, Jill Haas vs. Cal State Northridge, 10-3-96
2.	36, Sandra Bandimere at Portland State, 11-6-04
3.	35, Jill Haas at Oregon, 11-4-94
4.	34, Missie Stidham at Portland State, 11-17-07
	34, Angela Lewis vs. Northern Arizona, 11-11-99
	34, Jill Haas vs. Villanova, 12-2-95
7.	33, Jill Haas vs. Wisconsin, 12-3-95
	33, Jill Haas vs. Wyoming, 11-21-95
9.	32, Angela Lewis at Montana State, 10-22-99
	32, Jill Haas at Fresno State, 9-13-96

Attempts

1.	110, Angela Lewis at Eastern Washington, 9-30-99
2.	99, Jill Haas at Cal State Northridge, 11-23-96
3.	91, Jill Haas vs. Eastern Washington, 10-26-96
	91, Jill Haas vs. Wisconsin, 12-3-95
5.	87, Missie Stidham at Portland State, 11-17-07
	87, Angela Lewis at Montana State, 10-22-99
	87, Jill Haas vs. Cal State Northridge, 10-3-96
	87, Jill Haas vs. Pittsburgh, 9-15-95
9.	84, Jill Haas at Fresno State, 9-13-96
	84, Jill Haas vs. Villanova, 12-2-95

Service Aces

1.	7, Missie Stidham vs. Manhattan, 9-8-07
	7, Jill Haas vs. Boise State, 9-9-94
3.	6, Breanne Menees vs. Cal State Northridge, 9-4-10
	6, Emily Wilson vs. Eastern Washington, 11-23-02
	6, Carissa Buie vs. Weber State, 10-3-98
5.	5, Thirteen Players



Four-year setter Maureen Rafferty (1996-99) finished her career ranked first in Sacramento State history and fourth in NCAA Div. I history with 6,510 assists. That breaks down to an average of 13.26 assists per game, the 15th best mark in NCAA Div. I history. A four-time all-Big Sky Conference selection, she was the Sacramento State Female Student-Athlete of the Year in 1999.



DIV. I INDIVIDUAL/TEAM LEADERS (1991-PRES.)

Kills

Career	2,037, Jill Haas (1994-96)
Season	798, Jill Haas (1995)
5-Set Match	40, Jill Haas vs. CS Northridge (10-3-96)
4-Set Match	34 (2x), last Missie Stidham at Portland St. (11-17-07)
3-Set Match	29 (2x), last Missie Stidham vs. Portland St. (11-24-07)
Season	2,220 (1995)
5-Set Match	105 vs. CS Northridge (10-3-96)
4-Set Match	92, Twice, last at Montana State (10-23-98)
3-Set Match	71 vs. Northern Arizona (11-29-97)

Attempts

Career	5,546, Carissa Buie (1995-98)
Season	1,959, Jill Haas (1996)
5-Set Match	110, Angela Lewis at Eastern Wash. (9-30-99)
4-Set Match	87, Missie Stidham at Portland State (11-17-07)
3-Set Match	68, Missie Stidham vs. Portland State (11-24-07)
Season	5,997 (1999)
5-Set Match	359 at Eastern Washington (9-30-99)
4-Set Match	257 at CS Northridge (10-8-99)
3-Set Match	233 vs. Northern Arizona (11-29-97)

Hitting Percentage

Career	.348 (893-216-1947), Lisa Beauchene (2000-03)
Season	.369 (213-55-428), Lisa Beauchene (2001)
5-Set Match (min. 10 kills)	.643 (10-1-14), Lisa Beauchene vs. UNLV (9-20-02)
4-Set Match (min. 10 kills)	.867 (13-0-15), Lisa Beauchene vs. PSU (11-10-01)
3-Set Match (min. 10 kills)	.917 (11-0-12), Tasman Dwyer vs. PSU (10-28-99)
Season	.259 (2,220-761-5,630) – 1995
5-Set Match	.311 (105-29-244) vs. CS Northridge (10-3-96)
4-Set Match	.353 (71-16-156) vs. CS Northridge (9-8-07)
3-Set Match	.452 (54-7-104) vs. Idaho State (11-11-04)

Service Aces

Career	224, Nicole Harty (1990-93)
Season	62, Nicole Harty (1992)
5-Set Match	5 (3x), last Missie Stidham vs. Oregon St. (9-7-07)
4-Set Match	6 (2x), last Breanne Menees vs. CS Northridge (9-4-10)
3-Set Match	7 (2x), last Missie Stidham vs. Manhattan (9-8-07)
Season	246 (1992)
5-Set Match	12, Twice, last at Fresno State (9-13-96)
4-Set Match	14 vs. Northern Arizona (9-19-97)
3-Set Match	15 vs. Manhattan (9-8-07)

Digs

Career	2,355, Kristin Lutes (2003-06)
Season	768, Kristin Lutes (2006)
5-Set Match	42, Jill Haas vs. Pittsburgh (9-15-95)
4-Set Match	36 (2x), last Kristin Lutes at Saint Mary's (12-2-04)
3-Set Match	31, Jill Haas vs. Portland State (9-28-96)
Season	2,864 (1995)
5-Set Match	166 at Eastern Washington (9-30-99)
4-Set Match	134 at Cal Poly (11-21-92)
3-Set Match	111 vs. Northern Arizona (11-29-97)

Assists

Career	6,510, Maureen Rafferty (1996-99)
Season	1,786, Suzie Severyn (1995)
5-Set Match	91, Maureen Rafferty vs. CS Northridge (10-3-96)
4-Set Match	88, Maureen Rafferty vs. Weber State (9-17-97)
3-Set Match	65, Suzie Severyn vs. San Francisco (9-16-95)
Season	1,989 (2007)
5-Set Match	92 vs. CS Northridge (10-3-96)
4-Set Match	94 vs. Weber State (9-17-97)
3-Set Match	66 vs. Loyola-Chicago (10-12-95)

Solo Blocks

Career	118, Nicole Harty (1990-93)
Season	43, Jenny Gunderson (1994)
5-Set Match	7, Kerry Lewis at Cal Poly (11-20-93)
4-Set Match	4, Many Players
3-Set Match	4 (2x), last Lindsay Haupt at Weber St. (9-29-07)
Season	150 (1991)
5-Set Match	12 vs. Nevada (11-28-92)
4-Set Match	10 at Nevada (11-5-91)
3-Set Match	8 (2x), last at Weber State (9-29-07)

Total Blocks

Career	574, Rachel Wieck (1989-92)
Season	221, Michelle Franz (2006)
5-Set Match	15, Jenny Gunderson vs. San Diego St. (11-12-94)
4-Set Match	13 (3x), last Lindsay Haupt vs. CS Northridge (9-8-07)
3-Set Match	11, Three Players
Season	459 (1992)
5-Set Match	27 at CS Northridge (10-9-93)
4-Set Match	25 at Nevada (9-22-93)
3-Set Match	20 vs. Wright State (12-3-93)



Kristin Lutes was named all-Pacific Region and the Big Sky Conference's Libero of the Year in 2006 after finishing the season with a Big Sky and Sacramento State record 768 digs. She finished 10th in the nation with an average of 6.24 digs per set.