



MOUNTAIN WEST CONFERENCE FOOTBALL

WEEK #1 RELEASE: AUGUST 31, 2009

WWW.THEMWC.COM





MWC Football Contact: Javan Hedlund, Associate Commissioner for Communications
Phone: 719-488-4051 • Email: jhedlund@TheMWC.com



2009 STANDINGS

Team	MWC	PF	PA	Hm	Rd	Pct	Overall	PF	PA	Hm	Rd	Nu	Pct	Streak
Air Force	0-0	0	0	0-0	0-0	.000	0-0	0	0	0-0	0-0	0-0	.000	Lost 3
BYU	0-0	0	0	0-0	0-0	.000	0-0	0	0	0-0	0-0	0-0	.000	Lost 2
Colorado State	0-0	0	0	0-0	0-0	.000	0-0	0	0	0-0	0-0	0-0	.000	Won 3
New Mexico	0-0	0	0	0-0	0-0	.000	0-0	0	0	0-0	0-0	0-0	.000	Lost 4
San Diego State	0-0	0	0	0-0	0-0	.000	0-0	0	0	0-0	0-0	0-0	.000	Won 1
TCU	0-0	0	0	0-0	0-0	.000	0-0	0	0	0-0	0-0	0-0	.000	Won 2
UNLV	0-0	0	0	0-0	0-0	.000	0-0	0	0	0-0	0-0	0-0	.000	Lost 1
Utah	0-0	0	0	0-0	0-0	.000	0-0	0	0	0-0	0-0	0-0	.000	Won 14
Wyoming	0-0	0	0	0-0	0-0	.000	0-0	0	0	0-0	0-0	0-0	.000	Lost 2

WEEK #1 SCHEDULE

AP/USA	Game (record)	Site	Time/TV/Radio	Series/Last Meeting
Thursday, September 3				
-	Utah State (0-0, 0-0)	Rice-Eccles Stadium (45,017)	7 p.m. MT	 UTAH Leads 76-28-4 2008, Utah 58-10
19/18	Utah (0-0, 0-0)	Salt Lake City, Utah	The Mtn/SIRIUS	
Saturday, September 5				
-	Nicholls State (0-0, 0-0)	Falcon Stadium (46,692)	12 p.m. MT	First Meeting
-	Air Force (0-0, 0-0)	USAFA, Colo.		
-	Weber State (0-0, 0-0)	War Memorial Stadium (30,514)	1 p.m. MT	WYO Leads 2-0 1999, 41-16
-	Wyoming (0-0, 0-0)	Laramie, Wyo.		
20/24	BYU (0-0, 0-0)	Cowboys Stadium (80,000)	6 p.m. CT	 BYU Leads 1-0 1994, BYU 31-6
3/3	Oklahoma (0-0, 0-0)	Arlington, Texas	ESPN/SIRIUS	
-	New Mexico (0-0, 0-0)	Kyle Field (82,600)	6 p.m. CT	TAMU Leads 2-0 2008, TAMU 28-22
-	Texas A&M (0-0, 0-0)	College Station, Texas	SIRIUS	
-	San Diego State (0-0, 0-0)	Rose Bowl (91,136)	4:30 p.m. PT	 UCLA Leads 20-0-1 2005, UCLA 44-21
-	UCLA (0-0, 0-0)	Pasadena, Calif.	FS West/SIRIUS	
-	Sacramento State (0-0, 0-0)	Sam Boyd Stadium (36,800)	7 p.m. PT	First Meeting
-	UNLV (0-0, 0-0)	Las Vegas, Nev.		
Sunday, September 6				
-	Colorado State (0-0, 0-0)	Folsom Field (53,750)	5 p.m. MT	 CU leads 58-21-2 2008, CU 38-17
-	Colorado (0-0, 0-0)	Boulder, Colo.	FSN	
Idle This Week/Record/Next Game				
17/17 TCU (0-0, 0-0), at Virginia - 9/12				



MOUNTAIN WEST FOOTBALL RELEASE NO. 1

AUGUST 31, 2009

PAGE 2

MWC FOOTBALL CONTACTS

Air Force – Troy Garnhart/Dave Toller

Phone:(719) 333-9263/333-3478
Fax:(719) 333-3798
Press Box:(719) 333-1100
Email:troy.garnhart@usafa.edu
.....dave.toller@usafa.edu
Web sitewww.goairforcefalcons.com

BYU – Brett Pyne/Carey Hoki

Phone:(801) 422-4909/422-8999
Fax:(801) 422-0633
Press Box:(801) 422-4638
Email:brett_pyne@byu.edu
.....mvolleyball_sid@byu.edu
Web sitewww.byucougars.com

Colorado State – Zak Gilbert/Danny Mattie

Phone:(970) 491-5067/491-5050
Fax:(970) 491-1348
Press Box:(970) 221-1309
Email:zak.gilbert@colostate.edu
.....d.mattie@colostate.edu
Web sitewww.csurams.com

New Mexico – Alfredo Moreno/Chris Deal

Phone:(505) 925-5524/925-5523
Fax:(505) 925-5529
Press Box:(505) 925-5573
Email:avmoreno@unm.edu
.....cdeal@unm.edu
Web sitewww.golobos.com

San Diego State – Mike May/Peggy Curtin

Phone:(619) 594-5547/594-2576
Fax:(619) 582-6541
Press Box:(619) 281-0405
Email:mmay@mail.sdsu.edu
.....mcurtin@mail.sdsu.edu
Web sitewww.goaztecs.com

TCU – Mark Cohen/Andy Anderson

Phone:(817) 257-5394/257-5367
Fax:(817) 257-7964
Press Box:(817) 257-7981
Email:m.cohen@tcu.edu
.....a.anderson2@tcu.edu
Web sitewww.gofrogs.com

UNLV – Mark Wallington/Bryan Haines

Phone:(702) 895-4472/895-3674
Fax:(702) 895-0989
Press Box:(702) 895-1248
Email:mark.wallington@unlv.edu
.....bryan.haines@unlv.edu
Web sitewww.unlvrebels.com

Utah – Liz Abel/Brooke Frederickson

Phone:(801) 581-3511/581-8302
Fax:(801) 581-4358
Press Box:(801) 581-8210
Email:label@huntsman.utah.edu
.....bfrederickson@huntsman.utah.edu
Web sitewww.utahutes.com

Wyoming – Tim Harkins/John Paradis

Phone:(307) 766-2256/766-5509
Fax:(307) 766-2346
Press Box:(307) 766-2222
Email:tharkins@uwyo.edu
.....jp12@uwyo.edu
Web sitewww.wyomingathletics.com

KICKOFF 2009

The 2009 college football season kicks off for the Mountain West Conference on Thursday, Sept. 3, as No. 19/18 Utah hosts Utah State in the oldest rivalry in state history. Six MWC teams will be in action on Saturday, Sept. 5, with half of those contests against teams from BCS automatic-qualifying conferences. No. 20/24 BYU will take on No. 3/3 Oklahoma in Arlington, Texas as the first college football game to be played in Cowboys Stadium (ESPN, 6 p.m. CT). San Diego State head coach Brady Hoke begins his first season at the helm of the Aztecs with a trip to UCLA (FOX Sports West, 4:30 p.m. PT), while New Mexico's Mike Locksley makes his MWC debut at Texas A&M (6 p.m. CT). In other MWC action, Nicholls State visits Air Force (Noon MT), Weber State travels to Wyoming (1 p.m. MT), and UNLV welcomes Sacramento State (7 p.m. PT). The annual Qwest Rocky Mountain Showdown between Colorado State and Colorado will take place on Sunday, Sept. 6 in Boulder, Colo. (FSN, 5 p.m. MT).

UTAH HOLDS NATION'S LONGEST ACTIVE WIN STREAK

Utah enters the 2009 season boasting the nation's longest active win streak at 14 games. Dating back to the 2007 Poinsettia Bowl victory over Navy, the Utes have won 14 consecutive games, and 21 of their last 22 contests.

MWC TEAMS IN OPENERS

Mountain West Conference teams are 45-39 in season openers since the inception of the league in 1999. MWC teams are 34-13 at home and 9-19 on the road. Air Force, UNLV, No. 18/19 Utah and Wyoming open the 2009 season at home, while Colorado State, New Mexico and San Diego State are on the road. #20/24 BYU plays #3 Oklahoma in Arlington, Texas and TCU is idle. The 17th-ranked Horned Frogs play at Virginia on Sept. 12.

Team	Overall	Home	Road	Neutral
Air Force	6-4	6-2	0-1	0-1
BYU	7-3	7-1	0-1	0-1
Colorado State	4-6	1-0	1-2	2-4
New Mexico	3-7	3-3	0-4	0-0
San Diego State	3-7	3-5	0-2	0-0
TCU*	4-0	1-0	3-0	0-0
UNLV	5-5	3-1	2-4	0-0
Utah	7-3	4-1	3-2	0-0
Wyoming	6-4	6-0	0-3	0-1
Totals	45-39	34-13	9-19	2-7

*Since joining the MWC in 2005.

A LOOK AT THE 2009 SCHEDULE

The 2009 Mountain West Conference football schedule is comprised of 72 games, including 36 conference match-ups. The 2009 slate plays out over 13 weeks and ends Thanksgiving weekend. Fifty-four of the 55 MWC-controlled contests are set for Saturdays (98 percent), unless moved by institutional preference.

The MWC will play 14 games against BCS automatic-qualifying conference opponents, including six against the Big 12, three match-ups with both the ACC and Pac-10, and one each against the Big East and Big Ten. The remainder of the non-conference schedule features 10 games against the WAC, three match-ups with C-USA and one contest with the Sun Belt. There are two games scheduled against Football Bowl Subdivision independents Army and Navy, and six home dates with Football Championship Subdivision programs. The non-conference schedule also features 13 contests against teams that earned bowl berths in 2008, including Clemson, Florida State, Hawai'i, Minnesota, Navy, Nevada (two games), Oklahoma, Oregon, Oregon State, Texas, Texas Tech and Tulsa. Five opponents rank in the 2009 preseason Top 25 polls (USA Today/AP) – #2/2 Texas, #3/3 Oklahoma, #14/16 Oregon, #19/18 Florida State and #25/- Oregon State.

ACC:	Clemson, Florida State, Virginia
Big East:	Louisville
Big 12:	Colorado (2), Oklahoma, Texas, Texas A&M, Texas Tech
Big Ten:	Minnesota
C-USA:	SMU, Tulane, Tulsa
Pac-10:	Oregon, Oregon State, UCLA
WAC:	Hawai'i, Idaho (2), New Mexico State (2), Nevada (2), San Jose State, Utah State (2)
Sun Belt:	Florida Atlantic
Independent:	Army, Navy
FCS:	Nicholls State, Sacramento State, Southern Utah, Texas State, Weber State (2)



MOUNTAIN WEST FOOTBALL RELEASE NO. 1

AUGUST 31, 2009

PAGE 3

MWC HEAD COACHING RECORDS

Air Force – Troy Calhoun

Overall:17-9 (3rd season)
 School:17-9 (3rd season)

BYU – Bronco Mendenhall

Overall:38-13 (5th season)
 School:38-13 (5th season)

Colorado State – Steve Fairchild

Overall:7-6 (2nd season)
 School:7-6 (2nd season)

New Mexico – Mike Locksley

Overall:0-0 (1st season)
 School:0-0 (1st season)

San Diego State - Brady Hoke

Overall:34-38 (6th season)
 School:0-0 (1st season)

TCU – Gary Patterson

Overall:73-27 (9th season)
 School:73-27 (9th season)

UNLV – Mike Sanford

Overall:11-36 (5th season)
 School:11-36 (5th season)

Utah – Kyle Whittingham

Overall:37-14 (5th season)
 School:37-14 (5th season)

Wyoming – Dave Christensen

Overall:0-0 (1st season)
 School:0-0 (1st season)

2009 ATTENDANCE FIGURES

REGULAR SEASON HOME

Team	G	Total	Avg.	High
Air Force	-	-	-	-
BYU	-	-	-	-
Colorado State	-	-	-	-
New Mexico	-	-	-	-
San Diego State	-	-	-	-
TCU	-	-	-	-
UNLV	-	-	-	-
Utah	-	-	-	-
Wyoming	-	-	-	-
Total	-	-	-	-

REGULAR SEASON ROAD/NEUTRAL SITES

Team	G	Total	Avg.	High
Air Force	-	-	-	-
BYU	-	-	-	-
Colorado State	-	-	-	-
New Mexico	-	-	-	-
San Diego State	-	-	-	-
TCU	-	-	-	-
UNLV	-	-	-	-
Utah	-	-	-	-
Wyoming	-	-	-	-
Total	-	-	-	-

TWO MWC TEAMS OPEN NEW STADIUMS IN 2009

Air Force and BYU will both open new stadiums in 2009. The Cougars will open the 2009 campaign on September 5 against Oklahoma in a historic game being played at the Dallas Cowboys' new stadium in Arlington, Texas. As two of only seven teams to win 10 or more games each of the last three seasons, the Cougars and Sooners will be featured in the first college game played in the new stadium. On September 12, Air Force will face Minnesota in the Gophers' 2009 season opener. The game will be played in the new TCF Bank Stadium.

RETURNING STARTERS

San Diego State and Wyoming lead the MWC with 17 returning starters apiece heading into the 2009 season. Below is a breakdown of key returnees.

Team	Total	Off.	Def.	Spec.
Air Force	11	5	6	0
BYU	14	4	8	2
Colorado State	14	7	5	2
New Mexico	13	8	3	2
San Diego State	17	8	7	2
TCU	13	7	4	2
UNLV	15	6	8	1
Utah	12	4	8	0
Wyoming	17	7	8	1

DID YOU KNOW...

Only four of the nine MWC institutions have won the Conference football title. BYU, Colorado State and Utah shared the 1999 crown. BYU won the 2001, 2006 and 2007 titles, while Colorado State won championships in 2000 and 2002. Utah claimed its own crowns in 2003, 2004 and 2008, while TCU captured the league's top spot in 2005. The league champion has been undefeated in MWC play on six occasions, including each of the last five years.

THREE NEW HEAD COACHES JOIN MWC RANKS IN 2009

The Mountain West will welcome three new head football coaches in 2009, including two who will be taking charge of a program for the first time in their coaching careers. New Mexico will be under the direction of first-year head coach **Mike Locksley**, who recently completed a four-year stint as the offensive coordinator at Illinois. Locksley, a 17-year veteran of the collegiate coaching ranks, spent two years as an assistant at Florida and six as an assistant at Maryland prior to joining the Illini program. **Brady Hoke**, who was at Ball State for six years, will take over at San Diego State after guiding the Cardinals to their best campaigns in program history, collecting a school-record 12 wins and completing an undefeated Mid-American Conference schedule with an 8-0 mark in 2008. Prior to taking the reins at Ball State, Hoke spent eight years as an assistant at Michigan and six years as an assistant at Oregon State. Wyoming will also be under the guidance of a first-year head coach as **Dave Christensen** assumes control of the Cowboy program. Christensen has served as the assistant head coach and offensive coordinator at Missouri since 2001, following a nine-year stint as an assistant at Toledo.

FIRST-YEAR COACHES IN THE MWC

The Mountain West Conference has welcomed 12 new head coaches over the last 10 seasons. Former BYU head coach Gary Crowton posted the most wins and highest win percentage among the group with 12 victories and an .860 win percentage in his inaugural season in 2001. Six of the 11 coaches participated in a bowl game their first season, with **Steve Fairchild** (2008), **Kyle Whittingham** (2005) and Urban Meyer (2003) earning victories in their debuts.

Year	Name, Team	Record	Pct.	Bowl Game
2001	Gary Crowton, BYU	12-2	.860	Liberty
2003	Urban Meyer, Utah	10-2	.830	Liberty
2007	Troy Calhoun, Air Force	9-4	.692	Armed Forces
2005	Kyle Whittingham, Utah	7-5	.583	Emerald
2008	Steve Fairchild, Colorado State	7-6	.539	New Mexico
2005	Bronco Mendenhall, BYU	6-6	.500	Las Vegas
2003	Joe Glenn, Wyoming	4-8	.333	-
2002	Tom Craft, San Diego State	4-9	.310	-
1999	John Robinson, UNLV	3-8	.270	-
2006	Chuck Long, San Diego State	3-9	.250	-
2005	Mike Sanford, UNLV	2-9	.182	-
2000	Vic Koenning, Wyoming	1-10	.090	-



MOUNTAIN WEST FOOTBALL RELEASE NO. 1

AUGUST 31, 2009

PAGE 4

2009 NATIONAL POLLS

Associated Press Top 25 (Preseason)

Rk	School	Rec	Pts	Pvs
1.	Florida (58)	0-0	1,498	1
2.	Texas (2)	0-0	1,424	4
3.	Oklahoma	0-0	1,370	5
4.	USC	0-0	1,313	3
5.	Alabama	0-0	1,156	6
6.	Ohio State	0-0	1,113	9
7.	Virginia Tech	0-0	1,054	15
8.	Mississippi	0-0	1,047	14
T9.	Oklahoma State	0-0	989	16
T9.	Penn State	0-0	989	8
11.	LSU	0-0	914	NR
12.	California	0-0	746	NR
13.	Georgia	0-0	714	13
14.	Boise State	0-0	659	11
15.	Georgia Tech	0-0	593	22
16.	Oregon	0-0	587	10
17.	TCU	0-0	521	7
18.	Florida State	0-0	307	21
19.	UTAH	0-0	289	2
20.	BYU	0-0	267	25
21.	North Carolina	0-0	261	NR
22.	Iowa	0-0	229	20
23.	Notre Dame	0-0	225	NR
24.	Nebraska	0-0	207	NR
25.	Kansas	0-0	134	NR

MWC teams receiving votes: None.

USA Today Top 25 (Preseason)

Rk	School	Rec	Pts	Pvs
1.	Florida (53)	0-0	1,466	1
2.	Texas (4)	0-0	1,386	3
3.	Oklahoma (1)	0-0	1,358	5
4.	USC (1)	0-0	1,321	2
5.	Alabama	0-0	1,134	6
6.	Ohio State	0-0	1,126	11
7.	Virginia Tech	0-0	1,020	14
8.	Penn State	0-0	988	8
9.	LSU	0-0	917	NR
10.	Mississippi	0-0	889	15
11.	Oklahoma State	0-0	861	18
12.	California	0-0	711	25
13.	Georgia	0-0	707	10
14.	Oregon	0-0	694	9
15.	Georgia Tech	0-0	559	22
16.	Boise State	0-0	542	13
17.	TCU	0-0	461	7
18.	UTAH	0-0	404	4
19.	Florida State	0-0	371	23
20.	North Carolina	0-0	293	NR
21.	Iowa	0-0	257	20
22.	Nebraska	0-0	236	NR
23.	Notre Dame	0-0	194	NR
24.	BYU	0-0	178	21
25.	Oregon State	0-0	165	19

MWC teams receiving votes: None.

AFCA/NCAA RESPECT WEEKEND

The American Football Coaches Association and the NCAA have partnered for a special initiative for the opening week of the college football season to raise awareness to the ideals of respect and sportsmanship. As a symbolic gesture, head coaches, administrators and student-athletes will shake hands at midfield prior to kickoff.

2009 MWC BOWL ARRANGEMENTS

The Mountain West currently has agreements to send five teams to bowl games in 2009. Since 1999, the MWC has posted a 21-15 bowl record.

Bowl	vs.	Date
Las Vegas	Pac-10	Dec. 22
Poinsettia	Pac 10	Dec. 23
New Mexico	WAC	Dec. 19
Humanitarian	WAC	Dec. 30
Armed Forces	C-USA	Dec. 31

TCU PICKED TO WIN 2009 MWC TITLE

TCU was predicted to capture the 2009 Mountain West Conference football title in a poll of media members. The Horned Frogs finished second in the MWC in 2008, compiling a 7-1 mark against league opponents en route to an 11-2 overall record and a seventh-place ranking in both the final Associated Press and USA Today Coaches polls. TCU returns four starters from a defensive unit that led the nation in rushing defense while ranking second in scoring defense in 2008. The Horned Frogs are led by all-MWC performers Jerry Hughes (DE), Jeremy Kerley (PR/KR), Rafael Priest (DB) and Marshall Newhouse (OT). Seven starters return on offense for TCU, which ranked among the top 25 nationally in scoring and rushing offense a year ago. The Frogs garnered 15 first-place votes and had a total of 207 points.

2009 Mountain West Conference Preseason Poll

Rk.	Team (first place votes)	Points
1.	TCU (15)	207
2.	BYU (6)	190
3.	Utah (3)	179
4.	Air Force	130
5.	UNLV	108
6.	Colorado State	107
7.	New Mexico	60
8.	San Diego State	53
9.	Wyoming	46

A LOOK AT THE PRESEASON PREDICTIONS

Since the MWC began play in 1999, only three teams chosen by the league media to win the conference crown have actually done so. Below is a look at how the preseason poll favorite has fared in regular-season play.

Year	Predicted Champion	Predicted Champ Finish	Actual Champion	Bowl Game
1999	BYU	T-1st	BYU/CSU/Utah	Motor City
2000	Utah	T-5th	CSU	None
2001	CSU	2nd	BYU	New Orleans
2002	CSU	1st	CSU	Liberty
2003	CSU	3rd	Utah	San Francisco
2004	Utah	1st	Utah	Fiesta
2005	Utah	T-5th	TCU	Houston
2006	TCU	2nd	BYU	Las Vegas
2007	TCU	5th	BYU	Las Vegas
2008	BYU	3rd	Utah	Las Vegas
2009	TCU	???	???	???



MOUNTAIN WEST FOOTBALL RELEASE NO. 1

AUGUST 31, 2009

PAGE 5

100-YARD/300-YARD CLUB

Below is a breakdown of the current Mountain West players who have surpassed the 100-yard rushing, 100-yard receiving and 300-yard passing marks in a game (including bowl games) both for their careers and in 2009.

100-YARD RUSHING GAMES

Player, Year, Team	2009	Career
Harvey Unga, Jr., BYU		10
Atiyah Henderson, Sr., San Diego State	4	4
Asher Clark, So., Air Force	2	2
James Wright, So., New Mexico	2	2
Marcus Jackson, Sr., TCU	2	2
Joseph Turner, Sr., TCU	2	2
Jared Tew, Jr., Air Force	1	1
Mike Hague, So., BYU	1	1
Omar Clayton, Jr., UNLV	1	1
Matt Asiata, Sr., Utah	1	1
Ray Stowers, Sr., Utah	1	1

100-YARD RECEIVING GAMES

Player, Year, Team	2009	Career
Ryan Wolfe, Sr., UNLV		10
Dennis Pitta, Sr., BYU		6
Jimmy Young, Jr., TCU		5
Dion Morton, Sr., Colorado State		3
Harvey Unga, Jr., BYU		2
Vincent Brown, Jr., San Diego State		2
McKay Jacobson, So., BYU		1
Mekell Wesley, Sr., San Diego State		1
Phillip Payne, So., UNLV		1
Brandon Stewart, So., Wyoming		1

300-YARD PASSING GAMES

Player, Year, Team	2009	Career
Max Hall, Sr., BYU		12
Donovan Porterie, Sr., New Mexico	4	4
Ryan Lindley, So., San Diego State	4	4
Andy Dalton, Jr., TCU	4	4
Omar Clayton, Jr., UNLV	3	3
Mike Clausen, So., UNLV	1	1

QUARTERBACK COMPARISONS HEADING INTO 2009

Here's a look at how the Mountain West's returning quarterbacks compare statistically:

Name, Team	Career total offense	Career TDs	Career INTs
Tim Jefferson, Air Force	1,042	8	3
Max Hall, BYU	7,934	66	26
Donovan Porterie, New Mexico	4,337	21	16
Brad Grunner, New Mexico	1,368	6	6
Ryan Lindley, San Diego State	2,591	17	9
Andy Dalton, TCU	5,365	34	16
Omar Clayton, UNLV	2,854	25	9
Mike Clausen, UNLV	854	7	2
Karsten Sween, Wyoming	3,429	21	31

2009 MOUNTAIN WEST PRESEASON ALL-CONFERENCE TEAM

Max Hall (BYU) was named Preseason MWC Offensive Player of the Year, **Jerry Hughes (TCU)** was selected Preseason MWC Defensive Player of the Year, **Jeremy Kerley (TCU)** was chosen Preseason MWC Special Teams Player of the Year and **Ed Wesley (TCU)** was tabbed Preseason MWC Freshman of the Year.

The 2009 preseason team is loaded with experience, featuring 19 players that were all-Conference selections in 2008, including six first-team honorees. Twenty-one seniors, three juniors and two sophomores comprise the 26-member squad.

2009 Preseason All-Mountain West Team

Offense

QB	Max Hall**	Sr.	BYU
WR	Ryan Wolfe*	Sr.	UNLV
WR	Rashaun Greer**	Sr.	Colorado State
WR	Vincent Brown	Jr.	San Diego State
RB	Harvey Unga**	Jr.	BYU
RB	Matt Asiata	Sr.	Utah
OL	Zane Beadles*	Sr.	Utah
OL	Nick Charles**	Sr.	Air Force
OL	Shelley Smith**	Sr.	Colorado State
OL	Erik Cook**	Sr.	New Mexico
OL	Marshall Newhouse**	Sr.	TCU
TE	Dennis Pitta*#	Sr.	BYU

Defense

DL	Jan Jorgensen*	Sr.	BYU
DL	Jerry Hughes*#	Sr.	TCU
DL	John Fletcher**	Sr.	Wyoming
DL	Koa Misi**	Sr.	Utah
LB	Daryl Washington	Sr.	TCU
LB	Jason Beauchamp**	Sr.	UNLV
LB	Stevenson Sylvester**#	Sr.	Utah
DB	Chris Thomas**	Sr.	Air Force
DB	Rafael Priest**	Sr.	TCU
DB	Nick Sanders	Sr.	TCU
DB	Robert Johnson	Sr.	Utah

Specialists

P	Anson Kelton	So.	TCU
PK	Mitch Payne	Jr.	BYU
Ret.	Jeremy Kerley*	Jr.	TCU

Offensive Player of the Year: Max Hall, Sr., QB, BYU
Defensive Player of the Year: Jerry Hughes, Sr., DE, TCU
Special Teams Player of the Year: Jeremy Kerley, Jr., KR/PR TCU
Freshman of the Year: Ed Wesley, RB, TCU

Note: Three wide receivers were selected due to a tie in the voting.
- unanimous 2009 preseason selection.
* - member of the 2008 All-Mountain West Conference first-team.
** - member of the 2008 All-Mountain West Conference second-team.



MOUNTAIN WEST FOOTBALL RELEASE NO. 1

AUGUST 31, 2009

PAGE 6

MWC ON TV AND RADIO



The 2009 football schedule currently features a minimum of 60 telecasts. The Mtn. - MountainWest Sports Network will televise 30 games, while CBS College Sports Network will broadcast nine contests and VERSUS will air eight. The MWC is also currently scheduled to appear on ABC, ESPN, ESPN2, ESPNU, Fox Sports Net, Fox Sports College, Fox Sports West and the Big Ten Network this season. The MWC anticipates additional television and kick time information for non-conference road games once those conferences finalize their schedules.

The MWC kicks off the season on Thursday, September 3, with defending league champion Utah hosting Utah State at 7 p.m. MT live on The Mtn. Six of the eight remaining teams open the season on Saturday, September 5, while Colorado State travels to Boulder on Sunday, Sept. 6 to face Colorado at 5 p.m. MT on Fox Sports Net. TCU begins its 2009 campaign on Saturday, September 12 at Virginia. Live game coverage on VERSUS and CBS College Sports Network begins Saturday, September 12. Wyoming hosts Texas at 1:30 p.m. MT on VERSUS and UNLV welcomes Oregon State to Sam Boyd Stadium at 8 p.m. PT on CBS College Sports Network.

VERSUS and CBS College Sports Network games will be in high-definition and are widely available on cable systems across the country and via satellite on DIRECTV (VERSUS-Channel 603/CBS C-Channel 613) and Dish Network (VERSUS-Channel 151/CBS C-Channel 152). The Mtn. is carried nationally by DIRECTV (Channel 616) and numerous cable operators representing over 200 municipalities in nine states.



The following games will be available on Sirius/XM Satellite radio during the 2009 season. Additional games will be added to the schedule on a weekly basis.

Date	Game	Time	Channel
Sept. 3	Utah State at Utah	7 pm MT	155
Sept. 5	New Mexico at Texas A&M	6 pm CT	130
Sept. 5	BYU vs. Oklahoma	6 pm CT	127
Sept. 5	San Diego State at UCLA	4:30 pm PT	122

MWC RECORD 16 STUDENT-ATHLETES TAKEN IN 2009 NFL DRAFT

The Mountain West Conference had 16 former football players selected in the 2009 NFL Draft. The 16 selections equal the Conference record set in 2005. Seven of the nine institutions had players selected, led by TCU with five.

DID YOU KNOW...

Over the past five seasons, the MWC owns the best win percentage in bowl games among the 11 conferences with a 14-7 mark (.667). The SEC is second with a 24-13 (.649) record, followed by the Pac-10 at 18-10 (.643). The MWC also is 7-3 against BCS automatic-qualifying conferences in bowl games since 2004.

The Mountain West Conference concluded the 2008 season with a 28-13 non-conference record, including a 22-12 mark against FBS opponents. The 28 non-conference wins surpass the old MWC single-season record of 24 set in both 2003 and 2007.

Conference	FBS	Overall
Big 12	32-13 (.711)	42-13 (.764)
SEC	32-13 (.711)	41-13 (.759)
Big East	26-14 (.650)	33-14 (.702)
MOUNTAIN WEST	22-12 (.647)	28-13 (.683)
ACC	26-17 (.605)	40-17 (.702)
Big Ten	23-18 (.561)	32-18 (.640)
Pac-10	17-17 (.500)	19-17 (.528)
WAC	12-23 (.343)	19-23 (.452)
C-USA	14-32 (.304)	21-32 (.396)
MAC	13-34 (.277)	21-34 (.382)
Sun Belt	6-28 (.176)	9-28 (.243)

The Mountain West posted the best record the in the Football Bowl Subdivision in 2008 against automatic-qualifying-BCS Conferences with a 10-6 mark (includes Notre Dame). Five of the nine MWC teams chalked up victories.

2008 Records vs. AQ-BCS Opponents

Conference	Wins
MOUNTAIN WEST	10-6 (.625)
Pac-10	10-8 (.555)
Big East	11-9 (.550)
ACC	17-14 (.548)
SEC	11-10 (.524)
Big 12	11-11 (.500)
Big Ten	7-13 (.350)
WAC	5-14 (.263)
MAC	6-23 (.207)
Sun Belt	2-20 (.090)
C-USA	2-23 (.080)

Over the last two seasons, the MWC has posted the third-best win percentage against automatic-qualifying BCS opponents.

2007 and 2008 Records vs. AQ-BCS Opponents

Conference	Wins
Pac-10	19-14 (.576)
SEC	23-19 (.548)
MOUNTAIN WEST	19-16 (.543)
Big 12	21-20 (.512)
ACC	30-30 (.500)
Big East	19-19 (.500)
Big Ten	17-22 (.435)
WAC	7-30 (.189)
MAC	11-59 (.157)
Sun Belt	5-43 (.104)
C-USA	4-48 (.077)

*In the last 15 games against automatic-qualifying BCS opponents, Utah is 12-3 and TCU is 11-4.



MOUNTAIN WEST FOOTBALL RELEASE NO. 1

AUGUST 31, 2009

AHEAD OF THE CLASS

Through the first 10 years of the MWC, BYU sits atop the league standings in MWC victories, while Utah has accumulated the most overall wins. Below is a look at how all nine MWC teams have fared:

Team	MWC Record		Overall Record		Bowls
	W-L	Pct.	W-L	Pct.	
TCU*	25-7	.780	41-10	.804	4
BYU	52-22	.700	78-46	.629	6
Utah	50-24	.680	85-36	.703	8
Colorado State	41-33	.550	66-57	.537	7
New Mexico	40-34	.541	62-60	.508	5
Air Force	37-37	.500	66-54	.550	4
San Diego State	28-46	.380	39-78	.333	0
Wyoming	20-54	.270	42-74	.362	1
UNLV	19-55	.260	39-78	.333	1

*Record since joining MWC in 2005.

OVERTIME GAMES

Below is a look at MWC records in overtime since it was established in college football in 1996. The MWC record reflects an institution's record since joining the Conference.

Team	2008	MWC	Total	Last Overtime Game
Air Force	0-0	2-2	5-2	Sept. 13, 2007 (Defeated TCU, 20-17)
BYU	0-0	3-3	5-3	Sept. 16, 2006 (Lost at BC, 23-30, 2OT)
Colorado St.	0-0	0-0	0-2	Sept. 1, 2007 (Lost to Colorado, 28-31)
New Mexico	0-0	2-3	3-4	Oct. 14, 2006 (Defeated UNLV, 39-36)
San Diego St.	0-0	0-0	3-1	Oct. 24, 1998 (Defeated Utah, 21-20)
TCU	0-0	2-1	5-5	Sept. 13, 2007 (Lost at Air Force, 17-20)
UNLV	2-0	3-4	3-7	Sept. 20, 2008 (Defeated Iowa State, 34-31)
Utah	0-0	2-2	2-3	Nov. 19, 2005 (Defeated BYU, 41-34)
Wyoming	0-0	1-3	3-4	Sept. 30, 2006 (Lost at Syracuse, 34-40, 2OT)

CONSECUTIVE GAMES WITHOUT BEING SHUT OUT

Rk.	Team	Games	Last Time Shut Out
1.	TCU	203	Nov. 16, 1991 (Texas, 0-32)
2.	Air Force	194	Dec. 31, 1992 (Mississippi, 0-13)
3.	UNLV	60	Nov. 8, 2003 (San Diego State, 0-7)
4.	BYU	60	Nov. 22, 2003 (Utah, 0-3)
5.	Colorado State	30	Oct. 21, 2006 (Wyoming, 0-24)
6.	San Diego State	26	Nov. 18, 2006 (TCU, 0-52)
7.	Utah	21	Sept. 22, 2007 (UNLV, 0-27)
8.	New Mexico	15	Nov. 3, 2007 (TCU, 0-37)
9.	Wyoming	6	Oct. 4, 2008 (New Mexico, 0-24)

TEAM SHUTOUTS (SINCE MWC INCEPTION IN 1999)

Rk.	Team	No. of Games	Last Time
1.	TCU	9	Nov. 3, 2007 (New Mexico, 37-0)
2.	Utah	6	Nov. 10, 2007 (Wyoming, 50-0)
3.	New Mexico	5	Oct. 4, 2008 (Wyoming, 24-0)
4.	BYU	4	Sept. 20, 2008 (Wyoming, 44-0)
5.	San Diego State	3	Nov. 8, 2003 (UNLV, 7-0)
	Air Force	3	Aug. 30, 2003 (Wofford, 49-0)
7.	Wyoming	2	Oct. 21, 2006 (Colorado St., 24-0)
	UNLV	2	Sept. 22, 2007 (Utah, 27-0)
9.	Colorado State	0	Oct. 4, 1997 (Hawai'i, 63-0)

NCAA CONSECUTIVE SCORING STREAK RECORDS

Rk.	Team	Streak	Dates Ended	By Team
1.	BYU	361	9/27/1975 - 11/15/2003	Utah
2.	Michigan	300	10/27/1984 - present	
3.	Texas	281	11/29/1980 - 10/02/2004	Oklahoma
4.	Washington St.	280	10/22/1984 - 10/18/2008	USC
5.	Washington	272	11/14/1981 - 10/16/2004	USC
6.	Oregon	267	10/05/1985 - 11/15/2007	UCLA
7.	Florida	256	11/05/1988 - present	
8.	UCLA	245	10/02/1971 - 10/17/1992	Arizona State
9.	Colorado	242	11/19/1988 - 10/25/2008	Missouri
10.	Nebraska	233	1/01/1974 - 11/29/1991	Miami, Fla.
11.	Florida State	232	9/10/1988 - 11/11/2006	Wake Forest
12.	Hawai'i	219	12/04/1976 - 11/04/1995	Colorado State
13.	Arizona	214	9/09/1972 - 12/15/1990	Syracuse
14.	TCU	203	11/23/1991 - present	
15.	Virginia	195	9/15/1984 - 10/28/2000	Georgia Tech
16.	Air Force	194	8/04/1993 - present	

CONSECUTIVE GAMES WITH A RECEPTION

- Bryan Anderson (Central Michigan) - 40
- Naaman Roosevelt (Buffalo) - 38
- Duke Calhoun (Memphis) - 37
- Dennis Pitta (BYU) - 30**
- Brandon LaFell (LSU) - 28
- Antonio Brown (Central Michigan) - 27
- Toren Dixon (Rice) - 26
- Eric Decker (Minnesota) - 26
- Delashaun Dean (Arizona) - 25
- Scotty McKnight (Colorado) - 25
- Arrelious Benn (Illinois) - 25
- Jeff Moturi (UTEP) - 24
- Kerry Meier (Kansas) - 23
- Mike Williams (Syracuse) - 20
- Dezmon Briscoe (Kansas) - 19
- Jamar Bryant (East Carolina) - 19
- Jerrel Jernigan (Troy) - 18
- Jacoby Ford (Clemson) - 15
- Ryan Wolfe (UNLV) - 14**
- Terrence Austin (UCLA) - 14
- Juan Nunez (Western Michigan) - 14
- Greg Salas (Hawai'i) - 14





INSIDE THE NUMBERS

- 1** Utah is ranked in both the *USA Today* Coaches' and *Associated Press* polls, marking the first time in school history the program has been listed in both preseason polls. The Utes are No. 18 in the Coaches' poll and No. 19 in the AP poll.
- 3** Three Mountain West teams are ranked in the preseason *Associated Press* and *USA Today* Coaches' Top-25 polls. TCU is the MWC's highest-ranked team at No. 17 in both polls, while Utah is No. 19 in the AP poll and No. 18 in the Coaches' poll. BYU rounds out the MWC with rankings of No. 20 and 24 in the AP and Coaches' polls, respectively. This is the first time in the Bowl Championship Series era that three teams from a non-automatic-qualifying conference have appeared in the preseason AP and Coaches' polls.
- 3** Three head coaches are making their Mountain West Conference debut this season: New Mexico's Mike Locksley, San Diego State's Brady Hoke, Wyoming's Dave Christensen.
- 3** Only three teams chosen by the league media in the preseason have gone on to win the Conference title (BYU-1999, CSU-2002, Utah-2004).
- 5** The Mountain West currently has agreements to send five teams to bowl games in 2009: MAACO Bowl Las Vegas, New Mexico Bowl, San Diego County Credit Union Poinsettia Bowl, Bell Helicopter Armed Forces Bowl and the Raody's Humanitarian Bowl.
- 5** Each of the last five MWC champions has finished the conference slate at 8-0 (2004 and 2008-Utah, 2005-TCU, 2006 and 2007-BYU).
- 6** Five Mountain West Conference teams recorded wins in their season openers in 2008 (Air Force, BYU, TCU, UNLV, Utah and Wyoming).
- 7** New Mexico has produced a 1,000-yard rusher in each of the past seven seasons, which is the longest active streak in the Football Bowl Subdivision. The string has been attained by just two running backs, DonTrell Moore (2002-05) and Rodney Ferguson (2006-08). Prior to the 2002 season, the program had produced only eight 1,000-yard rushers overall.
- 8** Utah has won eight consecutive bowl games, which ranks as the longest bowl win streak in the nation. The Utes' last bowl loss was to Wisconsin in the 1996 Copper Bowl (38-10). Bowl wins during that time came against Fresno State in 1999, USC in 2001, Southern Miss in 2003, Pittsburgh in 2005 (2004 season), Georgia Tech in 2005, Tulsa in 2006, Navy in 2007 and Alabama in 2009 (2008 season).
- 8** Eight of the nine head coaches in the Mountain West Conference are in their first head coaching job at the Football Bowl Subdivision level. San Diego State's **Brady Hoke** is the only one of the nine to have previously served as the head coach at an FBS institution (Ball State).
- 9** UNLV's **Omar Clayton** has passed for a least one touchdown in nine consecutive games, dating back to August 30, 2008. Clayton, who missed the final three games of the 2008 season due to injury, is poised to become the first Rebel signal-caller to start back-to-back season-openers since Kurt Nantkes in 2003 and 2004.
- 11** The Mountain West Conference will open its 11th season of play in 2009.
- 14** Utah has won 14 consecutive games heading into the 2009 season, which ranks as the longest active win streak in the country.
- 14** Mountain West teams will play 14 games against BCS automatic-qualifying conference opponents this season, including six against the Big 12, three match-ups with both the ACC and Pac-10, and one each against the Big East and Big Ten.
- 17** Since the BCS was formed in 1998, Utah has more wins against automatic-qualifying BCS institutions (17) than any other team from a non-automatic qualifying conference. Navy is next with 16, followed by TCU (15), BYU (14) and Fresno State (14).
- 17** TCU is 52-1 under head coach **Gary Patterson** when allowing 17 points or less.
- 21** Twenty-one all-Conference players return from last season, including Freshman of the Year **Tim Jefferson** (Air Force) and Defensive Player of the Year **Jerry Hughes** (TCU).
- 47** Forty-seven MWC home football games will be televised live to a national audience in 2009.
- 60** Sixty MWC regular-season games will be televised live this season.

SCORING BY QUARTERS

Team	1	2	3	4	OT
Air Force Opponents					
BYU Opponents					
Colorado State Opponents					
New Mexico Opponents					
San Diego State Opponents					
TCU Opponents					
UNLV Opponents					
Utah Opponents					
Wyoming Opponents					

RECORD WHEN SCORING FIRST

School	W-L
Air Force	0-0
BYU	0-0
Colorado State	0-0
New Mexico	0-0
San Diego State	0-0
TCU	0-0
UNLV	0-0
Utah	0-0
Wyoming	0-0
MWC Totals	0-0

RECORD WHEN LEADING/TIED/TRAILING AT HALF

School	Lead	Tie	Trail
Air Force	0-0	0-0	0-0
BYU	0-0	0-0	0-0
Colorado State	0-0	0-0	0-0
New Mexico	0-0	0-0	0-0
San Diego State	0-0	0-0	0-0
TCU	0-0	0-0	0-0
UNLV	0-0	0-0	0-0
Utah	0-0	0-0	0-0
Wyoming	0-0	0-0	0-0
MWC Totals	0-0	0-0	0-0

OPENING DRIVE CHART

Team	G	Own	Opp.
Air Force	0	0-0	0-0
BYU	0	0-0	0-0
Colorado State	0	0-0	0-0
New Mexico	0	0-0	0-0
San Diego State	0	0-0	0-0
TCU	0	0-0	0-0
UNLV	0	0-0	0-0
Utah	0	0-0	0-0
Wyoming	0	0-0	0-0
MWC Totals	0	0-0	0-0



2009 WATCH LISTS

MWC HIGHS/LOWS

ATHLON PRESEASON ALL-AMERICANS

FIRST TEAM

Jerry Hughes, Sr., DE, TCU

THIRD TEAM

Dennis Pitta, Sr., TE, BYU
Zane Beadles, Sr., OL, Utah

COLLEGEFOOTBALLNEWS.COM PRESEASON ALL-AMERICANS

FIRST TEAM

Jerry Hughes, Sr., DE, TCU

ESPN.COM PRESEASON ALL-AMERICANS

Jerry Hughes, Sr., DE, TCU

LINDY'S PRESEASON ALL-AMERICANS

FIRST TEAM

Jerry Hughes, Sr., DE, TCU

SPORTS ILLUSTRATED PRESEASON ALL-AMERICANS

Jerry Hughes, Sr., DE, TCU

PHIL STEELE'S PRESEASON ALL-AMERICANS

SECOND TEAM

Jerry Hughes, Sr., DE, TCU

FOURTH TEAM

Dennis Pitta, Sr., TE, BYU

SPORTING NEWS PRESEASON ALL-AMERICANS

FIRST TEAM

Jerry Hughes, Sr., DE, TCU

SECOND TEAM

Dennis Pitta, Sr., TE, BYU

THIRD TEAM

Stevenson Sylvester, Sr., LB, Utah

AFCA GOOD WORKS TEAM (community service)

Nick Charles, Sr., OL, Air Force
Jan Jorgensen, Sr., DE, BYU
Adrian Martinez, Sr., DE, Colorado State

BEDNARIK AWARD (top defensive player)

Jerry Hughes, Sr., DE, TCU

BILETNIKOFF AWARD (top wide receiver)

Dennis Pitta, Sr., TE, BYU
Rashaun Greer, Sr., WR, Colorado State
Ryan Wolfe, Sr., WR, UNLV

BUTKUS AWARD (top linebacker)

Daryl Washington, Sr., LB, TCU

WALTER CAMP AWARD (player of the year)

Max Hall, Sr., QB, BYU
Jerry Hughes, Sr., DE, TCU

LOU GROZA AWARD (top placekicker)

James Aho, So., PK, New Mexico
Ross Evans, So., PK, TCU

HENDRICKS AWARD (top defensive end)

Jan Jorgensen, Sr., DE, BYU
Jerry Hughes, Sr., DE, TCU
Koa Misi, Sr., DE, Utah

ROTARY LOMBARDI AWARD (top down lineman)

Nick Charles, Sr., OL, Air Force
Jan Jorgensen, Sr., DE, BYU
Dennis Pitta, Sr., TE, BYU
Shelley Smith, Sr., OL, Colorado State
Erik Cook, Sr., OL, New Mexico
Jerry Hughes, Sr., DE, TCU
Marshall Newhouse, Sr., OL, TCU
Daryl Washington, Sr., LB, TCU
Jason Beauchamp, Sr., LB, UNLV
Zane Beadles, Sr., OL, Utah
Koa Misi, Sr., DL, Utah
Stevenson Sylvester, Sr., LB, Utah
John Fletcher, Sr., DL, Wyoming

LOTT TROPHY (character/community service)

Matthew Bauman, Sr., LB, BYU
Jan Jorgensen, Sr., DE, BYU
Jerry Hughes, Sr., DE, TCU

MACKAY AWARD (top tight end)

Dennis Pitta, Sr., TE, BYU

MANNING AWARD (top quarterback)

Max Hall, Sr., QB, BYU
Ryan Lindley, So., QB, San Diego State
Andy Dalton, Jr., QB, TCU

MAXWELL AWARD (top player)

Max Hall, Sr., QB, BYU

NAGURSKI AWARD (defensive player of the year)

Jerry Hughes, Sr., DE, TCU
Daryl Washington, Sr., LB, TCU
Koa Misi, Sr., DE, Utah

DAVEY O'BRIEN AWARD (top quarterback)

Max Hall, Sr., QB, BYU

OUTLAND TROPHY (top lineman)

Nick Charles, Sr., OG, Air Force
Zane Beadles, Sr., OT, Utah

RIMINGTON TROPHY (top center)

Tim Walter, Sr., Colorado State
Eric Cook, Sr., C, New Mexico
Trask Iosefa, Jr., C, San Diego State

JOHNNY UNITAS GOLDEN ARM AWARD (top quarterback)

Max Hall, Sr., QB, BYU

DOAK WALKER AWARD (top running back)

Joseph Turner, Sr., TB, TCU

Most Points in the First Quarter

Most Points in the Second Quarter

Most Points in the Third Quarter

Most Points in the Fourth Quarter

Most Points in the First Half

Most Points in the Second Half

Most Points Allowed in the First Quarter

Most Points Allowed in the Second Quarter

Most Points Allowed in the Third Quarter

Most Points Allowed in the Fourth Quarter

Most Points Allowed in the First Half

Most Points Allowed in the Second Half



MOUNTAIN WEST FOOTBALL RELEASE NO. 1

AUGUST 31, 2009

PAGE 10

2009 MWC PLAYERS TO WATCH

Here's a look at the returning All-Conference performers in 2009:

FIRST TEAM

Offense	Defense
TE - Dennis Pitta, Sr., BYU	DL - Jan Jorgensen, Sr., BYU
WR - Ryan Wolfe, Sr., UNLV	DL - Jerry Hughes, Sr., TCU
OL - Zane Beadles, Sr., Utah	
PR/KR - Jeremy Kerley, Jr., TCU	

SECOND TEAM

Offense	Defense
QB - Max Hall, Jr., BYU	DL - John Fletcher, Sr., Wyoming
WR - Rashuan Greer, Sr., Colorado State	DL - Koa Misi, Sr., Utah
RB - Harvey Unga, Jr., BYU	LB - Jason Beauchamp, Sr., UNLV
OL - Nick Charles, Sr., Air Force	LB - Stevenson Sylvester, Sr., Utah
OL - Shelley Smith, Sr., Colorado State	DB - Chris Thomas, Sr., Air Force
OL - Erik Cook, Sr., New Mexico	DB - Rafael Priest, Sr., TCU
PR/KR - Ian Clark, Sr., New Mexico	P - Anthony Hartz, Sr., Colorado State

HONORABLE MENTION

Air Force: Chris Campbell, Jr., OL
Ken Lamendola, So., LB
Reggie Rembert; So., KR

Colorado State: Mychal Sisson, Fr., LB
Tim Walter, Jr., C

San Diego State: B.J. Williams, So., DE

TCU: Marcus Cannon, So., OL
Andy Dalton, So., QB
Anson Kelton, Fr., P
Nick Sanders; Jr., CB
Jimmy Young, So., WR

UNLV: Malo Tuamua; So., DL

Utah: David Reed, Jr., KR
Zane Taylor, So., OL
Mike Wright; Jr., LB

Wyoming: Chris Prosinski, So., DB
Mitch Unrein, Jr., DL

TOP RETURNING STATISTICAL LEADERS

RUSHING

Name, Team	G	Att	Yards	Avg	TD	Yds/ Game
UNGA, Harvey, BYU	13	240	1,132	4.7	11	87.1
ASIATA, Matt, Utah	13	146	707	4.8	12	54.4
CLARK, Asher, Air Force	11	132	588	4.5	5	53.5
TURNER, Joseph, TCU	12	146	577	4.0	11	48.1

PASSING YARDS

Name, Team	G	Att	Comp	Int	Pct	Yards	TD
HALL, Max, BYU	13	477	330	14	69.2	3,957	35
LINDLEY, Ryan, San Diego State	11	427	242	9	56.7	2,653	16
DALTON, Andy, TCU	11	307	182	5	59.3	2,242	11
CLAYTON, Omar, UNLV	9	258	152	4	58.9	1,894	18
GRUNER, Brad, New Mexico	10	184	99	6	53.8	1,037	3
CLAUSEN, Mike, UNLV	9	125	70	2	56.0	767	5
STUTZRIEM, Chris, Wyoming	8	98	55	5	56.1	660	5
JEFFERSON, Tim, Air Force	11	80	44	3	55.0	655	5

PASS EFFICIENCY

Name, Team	G	Att	Comp	Int	Pct	Yards	PE
HALL, Max, BYU	13	477	330	14	69.2	3,957	157.2
CLAYTON, Omar, UNLV	9	258	152	4	58.9	1,894	140.5
DALTON, Andy, TCU	11	307	182	5	59.3	2,242	129.2
CLAUSEN, Mike, UNLV	9	125	70	2	56.0	767	117.5
LINDLEY, Ryan, San Diego State	11	427	242	9	56.7	2,653	117.0
GRUNER, Brad, New Mexico	10	184	99	6	53.8	1,037	100.0

TOTAL OFFENSE

Name, Team	G	Rush	Pass	Plays	Total	Yds/ Game
HALL, Max, BYU	13	115	3,957	542	4,072	313.2
DALTON, Andy, TCU	11	432	2,242	420	2,674	243.1
LINDLEY, Ryan, San Diego State	11	-62	2,653	458	2,591	235.5
CLAYTON, Omar, UNLV	9	163	1,894	325	2,057	228.6
GRUNER, Brad, New Mexico	10	331	1,037	260	1,368	136.8

RECEPTIONS PER GAME

Name, Team	G	Rec	Yards	TD	Rec/ Game
WOLFE, Ryan, UNLV	12	88	1,040	6	7.33
PITTA, Dennis, BYU	13	83	1,083	6	6.38
BROWN, Vincent, San Diego State	12	64	631	5	5.33
GREER, Rashaun, Colorado State	13	63	1,114	3	4.85
YOUNG, Jimmy, TCU	13	59	988	5	4.54

RECEIVING YARDS PER GAME

Name, Team	G	Rec	Yards	TD	Yds/ Game
WOLFE, Ryan, UNLV	12	88	1,040	6	86.7
GREER, Rashaun, Colorado State	13	63	1,114	3	85.7
PITTA, Dennis, BYU	13	83	1,083	6	83.3
YOUNG, Jimmy, TCU	13	59	988	5	76.0
MORTON, Dion, Colorado State	13	51	859	10	66.1
BROWN, Vincent, San Diego State	12	64	631	5	52.6
PAYNE, Phillip, UNLV	9	29	436	7	48.4

TACKLES PER GAME

Name, Team	G	Pos	Solo	Ast	Total	Avg	Sacks
BEAUCHAMP, Jason, UNLV	12	LB	54	73	127	10.6	2.0
LAMENDOLA, Ken, Air Force	13	LB	47	71	118	9.1	3.0
BREWER, Ricky, Colorado State	12	LB	56	48	104	8.7	0.0
McPEEK, Clint, New Mexico	12	S	50	53	103	8.6	0.0
BAUMAN, Matt, BYU	13	LB	50	58	108	8.3	2.0
LAOLAGI, Luke, San Diego State	12	LB	54	45	99	8.2	0.0
THOMAS, Chris, Air Force	13	SS	66	41	107	8.2	4.0
PAULO, Ronnie, UNLV	11	LB	28	62	90	8.2	0.0
SISSON, Mychal, Colorado State	13	LB	57	48	105	8.1	0.5
KNAPTON, Gabe, Wyoming	12	LB	31	61	92	7.7	0.0
PROSINSKI, Chris, Wyoming	12	FS	45	43	88	7.3	0.0
PRESTON, Andrew, San Diego State	12	LB	48	34	82	6.8	1.0
WILLIAMS, B.J., San Diego State	11	DE	36	38	74	6.7	3.5
JOHNSON, Weston, Wyoming	12	LB	28	50	78	6.5	0.0
WRIGHT, Mike, Utah	13	LB	35	46	81	6.2	1.0
FORTE, Daryl, UNLV	12	DB	28	45	73	6.1	0.0
SOLOMON, Frankie, New Mexico	12	S	32	41	73	6.1	0.0
JOHNSON, Scott, BYU	10	DB	28	31	59	5.9	0.0
CLARK, Ian, New Mexico	10	S	33	24	57	5.7	4.0
OPPENNEER, Nick, Colorado State	13	DB	51	23	74	5.7	0.0
SYLVESTER, Stevenson, Utah	13	LB	33	40	73	5.6	3.5
LEE, Terrance, UNLV	12	DB	37	27	64	5.3	0.0
MISI, Koa, Utah	13	DL	31	37	68	5.2	3.0
DALE, Joe, Utah	13	DB	35	31	66	5.1	1.0
REMBERT, Reggie, Air Force	13	CB	52	14	66	5.1	2.0



WEEK 1 GAME PREVIEWS



UTAH STATE AT #18/19 UTAH

Thursday, September 3
Rice-Eccles Stadium (45,017)
Salt Lake City, Utah
7 p.m. MT - The Mtn.



James Bates (PBP), Todd Christensen (analyst), Sammy Linebaugh (sidelines)

GAME NOTES

Utah looks to extend its nation-leading win streak to 15 games. The Utes have won 10 straight contests at home since 2007, but have not played a home game to open a season since 2005, when they defeated Arizona, 27-24, on Sept. 2, 2005. Utah State is looking to win its first season opener since 1997, when the Aggies defeated Utah, 21-14, in Salt Lake City. Utah State posted a 3-9 overall record in 2008, including a 3-5 mark in WAC play, marking its first three-win season since 2005.

THE SERIES - Utah leads 76-28-4.

This is the oldest rivalry in Utah history and the 12th-longest rivalry in the nation. Utah is 51-17-4 in Salt Lake City and has won the last 11 games by a average margin of victory of 24.6 points. Utah State's last victory was a 21-14 win on August 30, 1997, in Salt Lake City.

THE COACHES

Gary Andersen - Utah State
Overall Record: 4-7 (2nd year) School Record: 0-0 (1st year)

Kyle Whittingham - Utah
Overall Record: 37-14 (5th year) School Record: 37-14 (5th year)

PLAYERS TO WATCH - Utah State (0-0, 0-0 WAC)

Passer: Diondre Borel (12 GP, 136-242-10, 56.2 pct., 1,705 yds., 11 TD)
Rusher: Robert Turbin (12 GP, 106 att., 485 yds., 4.6 avg. per rush, 8 TD)
Receiver: Stanley Morrison (12 GP, 26 rec., 291 yds., 11.2 avg. per rec., 1TD)
Tackler: Bobby Wagner (11 GP, 20-31-51, TFL 2.0-2 yds)

PLAYERS TO WATCH - Utah (0-0, 0-0 MWC)

Passer: Jordan Wynn (True Freshman) or Terrance Cain (Transfer Junior)
Rusher: Matt Asiata (13 GP, 146 att., 707 yds., 4.8 avg. per rush, 12 TD)
Receiver: Jereme Brooks (13 GP, 30 rec., 331 yds., 11.0 avg. per rec., 1 TD)
Tackler: Stevenson Sylvester (13 GP, 33-40-73, TFL 8.0-30 yds., Sacks 3.5-23 yds.)

TALE OF THE TAPE

Utah State	Category	UTAH
0-0	Overall Record	0-0
0-0	Conference Record	0-0
Won 1	Current Streak	Won 14
0	Touchdowns Scored	0
0	Rushing Touchdowns	0
0	Passing Touchdowns	0
0	Touchdowns Allowed	0
0	Rushing TDs Allowed	0
0	Passing TDs Allowed	0
-	Last Week	-
at Texas A&M	Next Week	at San Jose State

STATISTICAL COMPARISONS (2008)

CATEGORY	WAC	USU	NCAA	MWC	UTAH	NCAA
Rush Off.	5th	137.75	68th	5th	156.46	51st
Pass Off.	6th	196.50	78th	3th	244.46	35th
Total Off.	7th	334.25	84th	3th	400.92	35th
Scoring Off.	6th	24.00	78th	1st	36.92	15th
Rush Def.	6th	161.58	82nd	2nd	99.15	11th
Pass Eff. Def.	8th	137.70	93rd	2nd	108.54	20th
Total Def.	8th	412.67	99th	2nd	289.15	11th
Scoring Def.	8th	34.67	107th	2nd	17.23	12th
Punting	3rd	36.79	28th	2nd	35.72	50th
Punt Returns	5th	8.82	62nd	5th	6.39	96th
KO Returns	9th	19.10	109th	4th	23.00	27th
TO Margin	5th	-.08	67th	1st	1.00	T10th
Pass Def.	6th	251.08	98th	3rd	190.00	33rd
Pass Eff.	6th	121.57	71st	2nd	150.65	16th



NICHOLLS STATE AT AIR FORCE

Saturday, September 5
Falcon Stadium (46,692)
Colorado Springs, Colo.
Noon MT - No TV



GAME NOTES

Air Force opens its season at home against Football Championship Subdivision opponent Nicholls State. The Falcons have won their home opener each of the four years. Air Force is coming off its second-straight bowl appearance, after the Falcons finished the 2008 campaign with an 8-5 overall record, including a 5-3 mark in MWC play to finish fourth in the league.

THE SERIES - First Meeting.

Air Force and Nicholls State will meet for the first time in school history. This will also be the Falcons first game against an opponent from the Southland Conference. Air Force is 13-0 all-time against teams from the Football Championship Subdivision. The Falcons' last game vs. an FCS opponent was the 2009 season opener vs. Southern Utah. AFA won 41-7.

THE COACHES

ay Thomas - Nicholls State
Overall Record: 25-27 (5th year) School Record: 25-27 (5th year)

Troy Calhoun - Air Force
Overall Record: 17-9 (3rd year) School Record: 17-9 (3rd year)

PLAYERS TO WATCH - Nicholls State (0-0, 0-0 Southland)

Passer: Laquintin Caston (Redshirt Freshman)
Rusher: Corey Buchanan (8 GP, 54 att., 353 yds., 6.5 avg. per rush, 1 TD)
Receiver: Anthony Robinson (9 GP, 20 rec., 502 yds., 25.1 avg. per rec., 6 TD)
Tackler: Garrick Spain (9 GP, 36-24-60, TFL 4.0-14 yds., Sacks 2.0-10 yds.)

PLAYERS TO WATCH - Air Force (0-0, 0-0 MWC)

Passer: Tim Jefferson (11 GP, 44-80-3, 55.0 pct., 655 yds., 5 TD)
Rusher: Asher Clark (11 GP, 132 att., 588 yds., 4.5 avg. per rush, 5 TD)
Receiver: Josh Cousins (13 GP, 16 rec., 176 yds., 11.0 avg. per rec., 2 TD)
Tackler: Chris Thomas (13 GP, 65-41-106, TFL 8.0-37 yds., Sacks 3.0-26)

TALE OF THE TAPE

Nicholls State	Category	Air Force
0-0	Overall Record	0-0
0-0	Conference Record	0-0
Won 1	Current Streak	Lost 1
0	Touchdowns Scored	0
0	Rushing Touchdowns	0
0	Passing Touchdowns	0
0	Touchdowns Allowed	0
0	Rushing TDs Allowed	0
0	Passing TDs Allowed	0
-	Last Week	-
vs. Duquesne	Next Week	at Minnesota

STATISTICAL COMPARISONS (2008)

CATEGORY	SLC	NSU	NCAA	MWC	AFA	NCAA
Rush Off.	2nd	208.11	14th	1st	266.92	6th
Pass Off.	7th	102.67	115th	9th	82.15	117th
Total Off.	7th	310.78	85th	5th	349.08	69th
Scoring Off.	7th	25.67	56th	4th	26.77	53rd
Rush Def.	4th	169.33	80th	6th	141.54	64th
Pass Eff. Def.	6th	140.16	98th	4th	123.42	58th
Total Def.	4th	420.22	101st	5th	341.46	50th
Scoring Def.	6th	34.67	107th	4th	22.23	43rd
Punting	2nd	35.67	9th	4th	34.19	74th
Punt Returns	1st	12.15	26th	2nd	11.80	23rd
KO Returns	5th	21.68	29th	9th	18.24	115th
TO Margin	7th	-1.78	118th	1st	1.00	T10th
Pass Def.	4th	250.89	108th	4th	199.92	50th
Pass Eff.	4th	135.97	32nd	4th	131.43	41st



WEEK 1 GAME PREVIEWS



WEBER STATE AT WYOMING

Saturday, September 5
War Memorial Stadium (30,514)
Laramie, Wyo.
1 p.m. MT - No TV



GAME NOTES

Wyoming is looking to extend its home-opener win streak to 10, after posting victories in its past nine home openers since 1994 by a margin of 16.4 points. The Cowboys' last season opener against an FCS opponent was in 2004, when the Pokes handed a 53-7 defeat to Appalachian State. Weber State reached the quarterfinals of the 2008 NCAA Division I FCS Playoffs and enter the game ranked No. 9 in the 2009 Preseason FCS Coaches Poll.

THE SERIES - Wyoming leads 2-0.

Wyoming has won the both meetings against Webser State. The last meeting was a 41-16 Cowboys' victory on Sept. 11, 1999.

THE COACHES

Ron McBride - Weber State
Overall Record: 113-85 (18th year) School Record: 25-22 (5th year)

Dave Christensen - Wyoming
Overall Record: 0-0 (1st year) School Record: 0-0 (1st year)

PLAYERS TO WATCH - Weber State (0-0, 0-0 Big Sky)

Passer: Cameron Higgins (14 GP, 305-465-13, 65.6 pct., 4,477 yds., 36 TD)
Rusher: Trevyn Smith (14 GP, 295 att., 1,585 yds., 5.4 avg. per rush, 21 TD)
Receiver: Tim Toone (14 GP, 84 rec., 1,525 yds., 18.2 avg. per rec., 7 TD)
Tackler: Beau Hadley (14 GP, 59-62-121, TFL 2.5-10 yds., Sacks 1.0-6 yds.)

PLAYERS TO WATCH - Wyoming (0-0, 0-0 MWC)

Passer: Robert Benjamin (Transfer Junior)
Austyn Carta-Samuels (True Freshman)
Rusher: Darius Terry (12 GP, 16 att., 43 yds., 2.7 avg. per rush, 0 TD)
Receiver: Jesse Salyards (12 GP, 21 rec., 225 yds., 10.7 avg. per rec., 1 TD)
Tackler: Chris Prosincki (12 GP, 45-43-88, TFL 8.0-15 yds., Sacks 1-8 yds.)

TALE OF THE TAPE

Weber State	Category	Wyoming
0-0	Overall Record	0-0
0-0	Conference Record	0-0
Lost 1	Current Streak	Lost 2
0	Touchdowns Scored	0
0	Rushing Touchdowns	0
0	Passing Touchdowns	0
0	Touchdowns Allowed	0
0	Rushing TDs Allowed	0
0	Passing TDs Allowed	0
-	Last Week	-
at Colorado State	Next Week	vs. Texas

STATISTICAL COMPARISONS (2008)

CATEGORY	Big Sky	WSU	NCAA	MWC	WYO	NCAA
Rush Off.	5th	131.00	70th	4th	178.33	34th
Pass Off.	2nd	324.29	5th	8th	117.67	114th
Total Off.	1st	455.29	7th	9th	296.00	108th
Scoring Off.	1st	35.21	12th	9th	12.67	119th
Rush Def.	7th	154.50	67th	4th	140.17	59th
Pass Eff. Def.	1st	109.76	17th	3rd	120.44	48th
Total Def.	4th	364.29	77th	3rd	329.67	38th
Scoring Def.	2nd	22.64	41st	6th	27.75	73rd
Punting	5th	33.80	38th	9th	31.55	114th
Punt Returns	3rd	10.49	39th	6th	5.45	106th
KO Returns	4th	21.32	35th	7th	20.76	68th
TO Margin	2nd	0.50	30th	9th	-1.83	118th
Pass Def.	2nd	209.79	73rd	2nd	189.50	31st
Pass Eff.	1st	165.47	4th	9th	91.68	114th



SAN DIEGO STATE AT UCLA

Saturday, September 5
The Rose Bowl (90,000)
Pasadena, Calif.
4:30 p.m. PT - Fox Sports West
Bill MacDonald (PBP), James Washington (analyst), Brooke Olzendam (sidelines)



GAME NOTES

San Diego State opens its season against a Pac-10 opponent for the first time since 2007, when the Aztecs dropped a 45-17 contest at Washington State. SDSU is 2-12-1 in season openers vs. the Pac-10, including a 0-6 mark when opening a season against UCLA. The Bruins have won four of their last five season debuts.

THE SERIES - UCLA leads 20-0-1

UCLA has won 20 of the 21 games in the series, dating back to 1922. The Bruins have won 18 consecutive meetings agasint SDSU, including the last contest between the teams in 2005 (44-21).

THE COACHES

Brady Hoke - San Diego State
Overall Record: 34-38 (7th year) School Record: 0-0 (1st year)

Rick Neuheisel - UCLA
Overall Record: 70-38 (10th year) School Record: 4-8 (2nd year)

PLAYERS TO WATCH - San Diego State (0-0, 0-0 MWC)

Passer: Ryan Lindley (11 GP, 242-427-9, 56.7 pct., 2,653 yds., 16 TD)
Rusher: Atyiyah Henderson (11 GP, 120 att., 490 yds., 4.1 avg. per rush, 4 TD)
Receiver: Vincent Brown (12 GP, 64 rec., 631 yds., 9.9 avg. per rec., 5 TD)
Tackler: Luke Laolagi (12 GP, 54-45-99, TFL 4.0-13 yds.)

PLAYERS TO WATCH - UCLA (0-0, 0-0 Pac-10)

Passer: Kevin Craft (12 GP, 232-417-20, 55.6 pct., 2,341 yds., 7 TD)
Rusher: Derrick Coleman (10 GP, 53 att., 284 yds., 5.4 avg. per rush, 2 TD)
Receiver: Terrence Austin (12 GP, 53 rec., 460 yds., 8.7 avg. per rec., 1 TD)
Tackler: Reggie Carter (12 GP, 48-35-83, TFL 4.5-6 yds.)

TALE OF THE TAPE

San Diego State	Category	UCLA
0-0	Overall Record	0-0
0-0	Conference Record	0-0
Won 1	Current Streak	Lost 2
0	Touchdowns Scored	0
0	Rushing Touchdowns	0
0	Passing Touchdowns	0
0	Touchdowns Allowed	0
0	Rushing TDs Allowed	0
0	Passing TDs Allowed	0
-	Last Week	-
vs. Southern Utah	Next Week	at Tennessee

STATISTICAL COMPARISONS (2008)

CATEGORY	MWC	SDSU	NCAA	Pac-10	UCLA	NCAA
Rush Off.	9th	73.17	117th	10th	82.75	116th
Pass Off.	4th	239.25	42nd	6th	200.50	73rd
Total Off.	8th	312.42	99th	8th	283.25	111th
Scoring Off.	8th	19.25	104th	8th	17.67	109th
Rush Def.	9th	247.50	118th	8th	169.75	89th
Pass Eff. Def.	9th	151.51	112th	6th	116.47	40th
Total Def.	9th	460.75	113th	6th	337.42	47th
Scoring Def.	9th	37.17	113th	8th	29.00	85th
Punting	8th	32.89	100th	3rd	36.18	41st
Punt Returns	8th	4.60	111th	6th	10.50	37th
KO Returns	8th	20.49	73rd	2nd	24.00	16th
TO Margin	8th	-0.50	89th	8th	-0.83	104th
Pass Def.	6th	213.25	68th	2nd	167.67	8th
Pass Eff.	7th	111.02	95th	8th	98.53	109th



MOUNTAIN WEST FOOTBALL RELEASE NO. 1

AUGUST 31, 2009

PAGE 13

WEEK 1 GAME PREVIEWS



#20/24 BYU VS. #3/3 OKLAHOMA

Saturday, September 5
Dallas Cowboys Stadium (80,000)
Arlington, Texas
6 p.m. CT - ESPN



Brad Nessler (PBP), Todd Blackledge (analyst), Heather Cox (sidelines)

GAME NOTES

BYU opens the 2009 campaign vs. a Big 12 opponent for the first time since 1996, when it defeated Texas A&M, 41-37. The Cougars are 4-3 overall vs. the Big 12 in season openers. BYU's game vs. Oklahoma marks the first time in six seasons that the Sooners have not opened a season at home. OU is 4-2 in season openers vs. MWC schools, including losses in 1996 and 2005 to TCU.

THE SERIES - BYU leads 1-0.

BYU and Oklahoma will meet for only the second time in school history. The first contest resulted in a 31-6 Cougar win at the 1994 Copper Bowl. This will be BYU's first game against a Big 12 opponent since Jan. 1, 1997 when the 5th-ranked Cougars defeated 14th-ranked Kansas State in the Cotton Bowl (19-15).

THE COACHES

Bronco Mendenhall - BYU
Overall Record: 38-13 (5th year) School Record: 38-13 (5th year)

Bob Stoops - Oklahoma
Overall Record: 110-23 (11th year) School Record: 110-23 (11th year)

PLAYERS TO WATCH - BYU (0-0, 0-0 MWC)

Passer: Max Hall (13 GP, 330-477-14, 69.2 pct., 3,957 yds., 35 TD)
Rusher: Harvey Unga (13 GP, 240 att., 1,132 yds., 4.7 avg. per rush, 11 TD)
Receiver: Dennis Pitta (13 GP, 83 rec., 1,083 yds., 13.0 avg. per rec., 6 TD)
Tackler: Jan Jorgensen (13 GP, 22-32-54, TFL 8.5-48 yds., Sacks 5.0-41 yds.)

PLAYERS TO WATCH - Oklahoma (0-0, 0-0 Big 12)

Passer: Sam Bradford (14 GP, 328-483-8, 67.9 pct., 4,720 yds., 50 TD)
Rusher: Chris Brown (14 GP, 217 att., 1,220 yds., 5.6 avg. per rush, 20 TD)
Receiver: Jermaine Gresham (14 GP, 66 rec., 950 yds., 14.4 avg. per rec., 14 TD)
Tackler: Travis Lewis (14 GP, 70-74-144, TFL 12.0-38 yds., Sacks 3.5-21 yds.)

TALE OF THE TAPE

Oklahoma	Category	BYU
0-0	Overall Record	0-0
0-0	Conference Record	0-0
Lost 1	Current Streak	Lost 2
0	Touchdowns Scored	0
0	Rushing Touchdowns	0
0	Passing Touchdowns	0
0	Touchdowns Allowed	0
0	Rushing TDs Allowed	0
0	Passing TDs Allowed	0
-	Last Week	-
vs. Idaho State	Next Week	at Tulane

STATISTICAL COMPARISONS (2008)

CATEGORY	MWC	BYU	NCAA	Big 12	OU	NCAA
Rush Off.	7th	134.38	70th	2nd	198.50	20th
Pass Off.	1st	310.38	6th	2nd	349.36	3rd
Total Off.	1st	444.77	16th	1st	547.86	3rd
Scoring Off.	2nd	34.23	20th	1st	51.14	1st
Rush Def.	5th	140.31	60th	2nd	116.21	20th
Pass Eff. Def.	5th	127.98	64th	1st	118.09	46th
Total Def.	6th	355.92	59th	3rd	367.71	68th
Scoring Def.	3rd	21.92	39th	2nd	24.50	58th
Punting	1st	36.51	31st	9th	33.72	85th
Punt Returns	9th	3.71	116th	9th	8.50	67th
KO Returns	3rd	24.60	9th	1st	25.02	5th
TO Margin	5th	0.15	149th	1st	1.64	1st
Pass Def.	8th	215.62	74th	5th	251.50	99th
Pass Eff.	1st	155.10	13th	1st	176.24	1st



NEW MEXICO AT TEXAS A&M

Saturday, September 5
Kyle Field (82,600)
College Station, Texas
6 p.m. CT - TBD



GAME NOTES

New Mexico looks to win its first season opener since a narrow 24-22 victory over UNLV on Sept. 5, 2005. The Lobos are 2-5 in season debuts vs. Big 12 opponents, with the last win coming in 1971 over Texas Tech (13-10).

THE SERIES - Texas A&M leads 2-0.

Texas A&M has won both meetings between the schools, one home and one away. Last season, the Aggies won 28-22 in Albuquerque, despite gaining just 236 yards to the Lobos 370.

THE COACHES

Mike Locksley - New Mexico
Overall Record: 0-0 (1st year) School Record: 0-0 (1st year)

Mike Sherman - Texas A&M
Overall Record: 4-8 (2nd year) School Record: 4-8 (2nd year)

PLAYERS TO WATCH - New Mexico (0-0, 0-0 MWC)

Passer: Donovan Porterie (4 GP, 50-75-5, 66.7 pct., 372 yds., 0 TD)
Brad Bruner (10 GP, 99-184-6, 53.8 pct., 1,037 yds., 3 TD)
Rusher: James Wright (7 GP, 54 att., 348 yds., 6.4 avg. per rush, 2 TD)
Receiver: Bryant Williams (12 GP, 36 rec., 272 yds., 7.6 avg. per rec., 1 TD)
Tackler: Clint McPeck (12 GP, 50-53-103, TFL 4.5-10 yds.)

PLAYERS TO WATCH - Texas A&M (0-0, 0-0 Big 12)

Passer: Jerrod Johnson (12 GP, 194-326-10, 59.5 pct., 2,435 yds., 21 TD)
Rusher: Cyrus Gray (12 GP, 75 att., 363 yds., 4.8 avg. per rush, 1 TD)
Receiver: Ryan Tannehill (11 GP, 55 rec., 844 yds., 15.3 avg. per rec., 5 TD)
Tackler: Matt Featherston (12 GP, 60-34-94, TFL 3.0-20 yds., Sacks 1.0-7 yds.)

TALE OF THE TAPE

New Mexico	Category	Texas A&M
0-0	Overall Record	0-0
0-0	Conference Record	0-0
Lost 4	Current Streak	Lost 3
0	Touchdowns Scored	0
0	Rushing Touchdowns	0
0	Passing Touchdowns	0
0	Touchdowns Allowed	0
0	Rushing TDs Allowed	0
0	Passing TDs Allowed	0
-	Last Week	-
vs. Tulsa	Next Week	vs. Utah State

STATISTICAL COMPARISONS (2008)

CATEGORY	MWC	UNM	NCAA	Big 12	TAMU	NCAA
Rush Off.	3rd	208.25	16th	12th	88.50	114th
Pass Off.	7th	131.33	110th	8th	252.42	27th
Total Off.	7th	339.58	81st	11th	340.92	78th
Scoring Off.	7th	21.08	94th	11th	25.00	64th
Rush Def.	3rd	122.25	26th	12th	219.25	114th
Pass Eff. Def.	6th	131.58	77th	11th	144.41	108th
Total Def.	4th	335.75	45th	11th	461.92	114th
Scoring Def.	5th	22.75	46th	12th	37.42	114th
Punting	7th	33.07	95th	5th	36.00	43rd
Punt Returns	1st	15.41	6th	11th	7.31	82nd
KO Returns	2nd	24.94	6th	9th	21.90	46th
TO Margin	4th	0.25	43rd	11th	-0.83	104th
Pass Def.	7th	213.50	70th	4th	242.67	95th
Pass Eff.	8th	95.69	111th	9th	135.25	35th



WEEK 1 GAME PREVIEWS



SACRAMENTO STATE AT UNLV

Saturday, September 5
Sam Boyd Stadium (36,800)
Las Vegas, Nev.
7 p.m. PT - No TV



GAME NOTES

UNLV opens its 42nd year of football against an opponent its never faced on the football field in Sacramento State. UNLV is looking to capture its fourth straight season opener for the first time since taking five from 1973-77. The Rebels are 21-20 all-time in season lid-lifters, including 16-6 when starting at home. Sacramento State is 0-2 all-time vs. the MWC.

THE SERIES - First Meeting.

This will be the first meeting between UNLV and Sacramento State. UNLV's last meeting with an FCS squad (Idaho State) resulted in a 54-10 Rebel win on Sept. 2, 2006, in Las Vegas.

THE COACHES

Marshall Sperbeck - Sacramento State

Overall Record: 118-67 (18th year)

School Record: 9-14 (3rd)

Mike Sanford - UNLV

Overall Record: 11-36 (5th year)

School Record: 11-36 (5th year)

PLAYERS TO WATCH - Sacramento State (0-0, 0-0 Big Sky)

Passer: Jason Smith (9 GP, 245-138-6, 56.3 pct., 1,824 yds., 16 TD)
Rusher: Bryan Hillard (10 GP, 237 att., 1,082 yds., 4.6 avg. per rush, 12 TD)
Receiver: Chase Deadder (10 GP, 21 rec., 358 yds., 17.0 avg. per rec., 1 TD)
Tackler: Peter Buck (12 GP, 45-39-84, TFL 2.5-5 yds., Sacks 0.5-2 yds.)

PLAYERS TO WATCH - UNLV (0-0, 0-0 MWC)

Passer: Omar Clayton (9 GP, 152-258-4, 58.9 pct., 1,894 yds., 18 TD)
Rusher: C.J. Cox (12 GP, 54 att., 740 yds., 4.0 avg. per rush, 8 TD)
Receiver: Ryan Wolfe (12 GP, 88 rec., 1,040 yds., 11.8 avg. per rec., 6 TD)
Tackler: Jason Beauchamp (12 GP, 54-73-127, TFL 6.0-33 yds., Sacks 2.0-16 yds.)

TALE OF THE TAPE

Sacramento State	Category	UNLV
0-0	Overall Record	0-0
0-0	Conference Record	0-0
Lost 1	Current Streak	Lost 1
0	Touchdowns Scored	0
0	Rushing Touchdowns	0
0	Passing Touchdowns	0
0	Touchdowns Allowed	0
0	Rushing TDs Allowed	0
0	Passing TDs Allowed	0
-	Last Week	-
at Cal Poly	Next Week	vs. Oregon State

STATISTICAL COMPARISONS (2008)

CATEGORY	Big Sky	SSU	NCAA	MWC	UNLV	NCAA
Rush Off.	4th	148.92	50th	8th	121.67	91st
Pass Off.	8th	217.67	47th	5th	223.33	49th
Total Off.	7th	366.58	47th	6th	345.00	73rd
Scoring Off.	5th	26.58	150th	5th	25.58	58th
Rush Def.	4th	97.25	14th	8th	213.08	110th
Pass Eff. Def.	7th	142.22	101st	8th	149.97	111th
Total Def.	5th	389.58	91st	8th	423.17	115th
Scoring Def.	5th	27.00	73rd	8th	32.58	103rd
Punting	6th	33.78	40th	3rd	34.83	100th
Punt Returns	6th	8.11	73rd	4th	9.57	64th
KO Returns	9th	19.92	60th	5th	22.00	48th
TO Margin	4th	0.33	40th	7th	0.00	43rd
Pass Def.	8th	292.33	117th	5th	210.08	62nd
Pass Eff.	3rd	132.33	40th	3rd	132.97	60th

COLORADO STATE AT COLORADO

Sunday, September 6
Folsom Field (53,613)
Boulder, Colo.
5 p.m. MT - FSN



Joel Meyers (PBP), Dave Lapham (analyst), Jim Knox (sidelines)

GAME NOTES

Colorado State opens its season against in-state rival Colorado for the third consecutive year, and eighth time in the last decade. The Rams have lost their last two season openers on the road (both at Colorado) by three points apiece. The last CSU road win in a season debut was at No. 22 Virginia (35-29) in 2002. Colorado is looking to win its first home opener since the 31-28 decision over CSU on Sept. 3, 2005. For the second straight year, the Qwest Rocky Mountain Showdown is the only game in the nation - college or NFL, being played in the primetime, Sunday-night slot on national television.

THE SERIES - Colorado leads 59-19-2.

Colorado State is 11-38-1 all-time in Boulder and have lost six in a row at Colorado. The Rams' last win in Boulder was a 23-7 victory in 2986. Four of the last five meetings have been decided by four points or less. Last year's game resulted in a 38-17 victory for the Buffaloes in Denver.

THE COACHES

Steve Fairchild - Colorado State

Overall Record: 7-6 (2nd year)

School Record: 7-6 (2nd year)

Dan Hawkins - Colorado

Overall Record: 66-35 (9th year)

School Record: 13-24 (4th year)

PLAYERS TO WATCH - Colorado State (0-0, 0-0 MWC)

Passer: Grant Stucker (4 GP, 3-5-0, 60.0 pct., 22 yds., 0 TD)
Rusher: John Mosure (13 GP, 30 att., 122 yds., 4.1 avg. per rush, 2 TD)
Receiver: Rashaun Greer (13 GP, 63 rec., 1,114 yds., 17.7 avg. per rec., 3 TD)
Tackler: Mychal Sisson (13 GP, 57-48-105, TFL 8.0-18 yds.)

PLAYERS TO WATCH - Colorado (0-0, 0-0 Big 12)

Passer: Cody Hawkins (12 GP, 320-183-10, 57.2 pct., 1,892 yds., 17 TD)
Rusher: Rodney Stewart (9 GP, 132 att., 622 yds., 4.7 avg. per rush, 2 TD)
Receiver: Scotty McKnight (12 GP, 46 rec., 519 yds., 11.3 avg. per rec., 5 TD)
Tackler: Jeff Smart (12 GP, 80-38-118, TFL 1.0-1 yds., Sacks 1.0-4 yds.)

TALE OF THE TAPE

Colorado State	Category	Colorado
0-0	Overall Record	0-0
0-0	Conference Record	0-0
Won 3	Current Streak	Lost 2
0	Touchdowns Scored	0
0	Rushing Touchdowns	0
0	Passing Touchdowns	0
0	Touchdowns Allowed	0
0	Rushing TDs Allowed	0
0	Passing TDs Allowed	0
-	Last Week	-
vs. Weber State	Next Week	at Toledo

STATISTICAL COMPARISONS (2008)

CATEGORY	MWC	CSU	NCAA	Big 12	CU	NCAA
Rush Off.	6th	147.62	58th	10th	124.50	86th
Pass Off.	2nd	248.32	32nd	11th	194.00	81st
Total Off.	4th	395.85	41st	12th	318.50	95th
Scoring Off.	6th	25.15	60th	12th	20.17	100th
Rush Def.	7th	190.08	102nd	9th	166.25	86th
Pass Eff. Def.	7th	138.68	96th	5th	130.78	73rd
Total Def.	7th	410.08	96th	4th	381.58	78th
Scoring Def.	7th	30.23	89th	8th	29.25	86th
Punting	6th	33.45	89th	7th	33.97	80th
Punt Returns	7th	5.39	108th	8th	9.16	56th
KO Returns	6th	21.26	58th	7th	22.33	38th
TO Margin	5th	0.15	T49th	9th	-0.58	T94th
Pass Def.	9th	220.00	79th	1st	215.33	72nd
Pass Eff.	5th	130.67	43rd	12th	112.89	90th



MOUNTAIN WEST FOOTBALL RELEASE NO. 1

AUGUST 31, 2009

PAGE 15

ANNUAL NON-CONFERENCE RECORDS

(Includes Bowl Games)

Year	W	L	Pct.	Bowls
1999	22	13	.629	1-2
2000	18	20	.474	3-0
2001	20	18	.526	2-1
2002	18	27	.400	0-3
2003	24	18	.571	1-2
2004	18	17	.514	2-1
2005	15	17	.469	2-2
2006	19	21	.475	3-1
2007	24	17	.585	4-1
2008	28	13	.683	3-2
TOTALS	206	181	.532	21-15

TEAM-BY-TEAM NON-CONFERENCE RECORDS

(Since 1999)

Team	W-L	Pct.
Air Force	29-17	.630
BYU	26-24	.520
Colorado State	25-24	.510
New Mexico	22-26	.458
San Diego State	11-32	.256
*TCU	16-3	.842
UNLV	20-23	.465
Utah	35-12	.745
Wyoming	22-20	.524
TOTALS	206-181	.532

TCU became a member of the MWC in July 1005.

2009 NON-CONFERENCE RECORDS

Team	Top 25	Div I	Overall
Air Force	0-0	0-0	0-0
BYU	0-0	0-0	0-0
Colorado State	0-0	0-0	0-0
New Mexico	0-0	0-0	0-0
San Diego State	0-0	0-0	0-0
TCU	0-0	0-0	0-0
UNLV	0-0	0-0	0-0
Utah	0-0	0-0	0-0
Wyoming	0-0	0-0	0-0
TOTALS	0-0	0-0	0-0

2009 MWC NON-CONFERENCE RECORDS

Conference	2009		All-Time	
	W-L	Pct.	W-L	Pct.
ACC	0-0	.000	6-8	.429
Virginia (Sept. 12 vs. TCU)				
Florida State (Sept. 12 vs. BYU)				
Clemson (Sept. 26 vs. TCU)				
Big East	0-0	.000	3-5	.375
Louisville (Sept. 26 vs. Utah)				
Big Ten	0-0	.000	6-14	.300
Minnesota (Sept. 12 vs. Air Force)				
Big 12	0-0	.000	17-28	.378
Oklahoma (Sept. 5 vs. BYU)				
Texas A&M (Sept. 5 vs. New Mexico)				
Colorado (Sept. 6 vs. Colorado State) (Sept. 19 vs. Wyoming)				
Texas (Sept. 12 vs. Wyoming)				
Texas Tech (Oct. 3 vs. New Mexico)				
Big West (No longer a D-IA Conference)			10-5	.667
Conference USA	0-0	.000	18-12	.600
Tulane (Sept. 12 vs. BYU)				
Tulsa (Sept. 12 vs. New Mexico)				
SMU (Oct. 3 vs. TCU)				
Independents	0-0	.000	20-16	.556
Navy (Oct. 3 vs. Air Force)				
Army (Nov. 7 vs. Army)				
Mid-American	0-0	.000	5-5	.500
Pac-10	0-0	.000	26-44	.371
UCLA (Sept. 5 vs. San Diego State)				
Oregon State (Sept. 12 vs. UNLV)				
Oregon (Sept. 19 vs. Utah)				
SEC	0-0	.000	6-9	.400
Sun Belt	0-0	.000	11-3	.786
Florida Atlantic (Oct. 3 vs. Wyoming)				
WAC	0-0	.000	40-29	.580
Utah State (Sept. 3 vs. Utah) (Oct. 2 vs. BYU)				
San Jose State (Sept. 12 vs. Utah)				
Idaho (Sept. 19 vs. San Diego State) (Oct. 3 vs. Colorado State)				
Nevada (Sept. 19 vs. Colorado State) (Oct. 3 vs. UNLV)				
Hawai'i (Sept. 19 vs. UNLV)				
New Mexico State (Sept. 26 vs. New Mexico) (Oct. 3 vs. San Diego State)				
Division I FCS	0-0	.000	38-3	.927
Nicholls State (Sept. 5 vs. Air Force)				
Weber State (Sept. 5 vs. Wyoming) (Sept. 12 vs. Colorado State)				
Sacramento State (Sept. 5 vs. UNLV)				
Southern Utah (Sept. 12 vs. San Diego State)				
Texas State (Sept. 19 vs. TCU)				
Total	0-0	.000	206-181	.532

Records are based on conference alignments during season in which games were played.



MWC CAREER STATISTICAL LEADERS

TOTAL OFFENSE YARDS

1. 11,060John Beck, BYU2003-06
2. 9,637Casey Bramlet, Wyoming2000-03
3. 9,001Kevin O'Connell, San Diego State2004-07
4. 8,701Brian Johnson, Utah2004-05, 2007-08
5. 8,439Bradlee Van Pelt, Colorado State2001-03

ACTIVE LEADER

7. 7,934Max Hall, BYU2007-Present

TOUCHDOWNS SCORED

1. 59DonTrell Moore, New Mexico2002-05
2. 48Luke Staley, BYU1999-01
3. 37Rodney Ferguson, New Mexico2004-08
4. 36Curtis Brown, BYU2003-06
5. 35Chance Harridge, Air Force2001-03

ACTIVE LEADER

6. 33Harvey Unga, BYU2006-Present

PASSING YARDS

1. 11,021John Beck, BYU2003-06
2. 9,684Casey Bramlet, Wyoming2000-03
3. 7,853Brian Johnson, Utah2004-05, 2007-08
4. 7,805Max Hall, BYU2007-Present
5. 7,689Kevin O'Connell, San Diego State2004-07

PASS ATTEMPTS

1. 1,418John Beck, BYU2003-06
2. 1,378Casey Bramlet, Wyoming2000-03
3. 1,151Kevin O'Connell, San Diego State2004-07
4. 1,017Brian Johnson, Utah2004-05, 2007-08
5. 973Max Hall, BYU2007-Present

PASS COMPLETIONS

1. 885John Beck, BYU2003-06
2. 767Casey Bramlet, Wyoming2000-03
3. 673Brian Johnson, Utah2004-05, 2007-08
4. 664Kevin O'Connell, San Diego State2004-07
5. 628Max Hall, BYU2007-Present

PASSING TOUCHDOWNS

1. 79John Beck, BYU2003-06
2. 61Max Hall, BYU2007-Present
3. 57Brian Johnson, Utah2004-05, 2007-08
4. 56Casey Bramlet, Wyoming2000-03
5. 47Alex Smith, Utah2002-04

RUSHING TOUCHDOWNS

1. 51DonTrell Moore, New Mexico2002-05
2. 41Luke Staley, BYU1999-01
3. 35Chance Harridge, Air Force2001-03
4. 34Rodney Ferguson, New Mexico2004-08
5. 32Larry Ned, San Diego State1999-01

ACTIVE LEADER

- t8. 25Harvey Unga, BYU2006-Present

RECEPTIONS

1. 262J.R. Tolver, San Diego State1999-02
2. 250Jovon Bouknight, Wyoming2002-05
3. 231Ryan McGuffey, Wyoming2000-03
4. 223David Anderson, Colorado State2002-05
5. 218Jeff Webb, San Diego State2003-05

ACTIVE LEADER

7. 209Ryan Wolfe, UNLV2006-Present

RECEIVING YARDS

1. 3,634David Anderson, Colorado State2002-05
2. 3,626Jovon Bouknight, Wyoming2002-05
3. 3,572J.R. Tolver, San Diego State1999-02
4. 3,255Austin Collie, BYU2004, 2007-08
5. 2,735Ryan Wolfe, UNLV2006-Present

TOTAL POINTS (NON-KICKING)

1. 356DonTrell Moore, New Mexico2002-05
2. 290Luke Staley, BYU1999-01
3. 222Rodney Ferguson, New Mexico2004-08
4. 218Curtis Brown, BYU2002, 2004-06
5. 210Chance Harridge, Air Force2002-03

ACTIVE LEADER

- 6 200Harvey Unga, BYU2006-Present

PAT KICKS MADE

1. 150Matt Payne, BYU2001-04
2. 137Louie Sakoda, Utah2005-08
3. 117Dillon Pieffer, UNLV2000-03
4. 116Garrett Palmer, San Diego State2004-07
- 116Jeff Babcock, Colorado State2001-04

ACTIVE LEADER

10. 97Mitch Payne2007-Present

TOTAL SACKS

1. 22.5Jan Jorgensen, BYU2006-Present
2. 20.5Michael Tuohy, New Mexico2004-07
- 20.5Chase Ortiz, TCU2005-07
4. 20.0Brady Poppinga, BYU2000-04
5. 18.5Ryan Claridge, UNLV2000-01, 2003-04

OTHER ACTIVE LEADERS

- t8. 17.0Jerry Hughes, TCU2006-Present
- 17.0John Fletcher, Wyoming2005-Present

SOLO SACKS

1. 21Jan Jorgensen, BYU2006-Present
2. 19Brady Poppinga, BYU2001-04
3. 18Michael Tuohy, New Mexico2004-07
- 18Chase Ortiz, TCU2005-07
4. 17Jerry Hughes, TCU2006-Present
- 17Tommy Blake, TCU2005-07
- 17Ryan Claridge, UNLV2000-01, 2003-04

OTHER ACTIVE LEADERS

- t8. 15John Fletcher, Wyoming2005-Present

PASS BREAKUPS

1. 50Kevin Thomas, UNLV1999-01
2. 36Ricky Sharpe, San Diego State1999-02
3. 34Andre Dyson, Utah1999-00
4. 32Glover Quin, New Mexico2006-08
5. 30Stephen Persley, New Mexico1999-01

ACTIVE LEADERS

- t6. 29Rafael Priest, TCU2005-Present
- t10. 23Nick Sanders, TCU2006-Present

FUMBLES RECOVERED

1. 10Kirk Morrison, San Diego State2001-04
2. 9Marchello Graddy, Air Force2000-03
3. 7Joe Miklos, UNLV2001-05

ACTIVE LEADER

- t4. 6Chris Thomas, Air Force2006-Present



2009 BOWL CHAMPIONSHIP SERIES



MWC BOWL SYNOPSIS

The Mountain West Conference has agreements to send five teams to bowl games in 2009. Since 1999, the MWC has posted a 21-15 bowl record and has twice captured the Bowl Challenge Cup. Since the league's inception, eight of the nine MWC members have participated in and won a bowl game. Entering the 2009 season, Utah owns the nation's longest active bowl win streak with eight consecutive victories.

Unless an MWC team qualifies for a BCS bowl game, the MAACO Bowl Las Vegas has the first selection of MWC teams, followed by the San Diego County Credit Union Poinsettita Bowl with the second selection. The Bell Helicopter Armed Forces Bowl and New Mexico Bowls have the third and fourth selections, respectively, but in no particular order. The Roady's Humanitarian Bowl will selected fifth.

ABOUT THE BCS

The Bowl Championship Series (BCS) is a five-game arrangement for post-season college football that is designed to match the two top-rated teams in a national championship game and to create exciting and competitive matchups between eight other highly regarded teams in four other games. The bowl games participating in the BCS are the Fiesta Bowl, Orange Bowl, Rose Bowl and Sugar Bowl. In addition, the BCS National Championship Game will be played at one of the four bowl sites.

BCS STANDINGS

Since the 2000 regular season, the BCS Standings have been compiled by the National Football Foundation and College Hall of Fame. The Standings include three components: USA Today Coaches Poll, Harris Interactive College Football Poll and an average of six computer rankings. Each component will count one-third toward a team's overall BCS score. All three components shall be added together and averaged for a team's ranking in the BCS Standings. The team with the highest average shall rank first in the BCS Standings.

MWC AND THE BCS

The champion of the Mountain West Conference (along with champions of Conference USA, the Mid-American Conference, the Mountain West Conference, the Sun Belt Conference or the Western Athletic Conference) will earn an automatic berth in a BCS bowl game if either:

- A. Such team is ranked in the top 12 of the final BCS Standings, or,
- B. Such team is ranked in the top 16 of the final BCS Standings and its ranking in the final BCS Standings is higher than that of a champion of a conference that has an annual automatic berth in one of the BCS bowls.

No more than one such team from a non-automatic-qualifying conference shall earn an automatic berth in any year. If two or more teams from those conferences satisfy the provisions for an automatic berth, then the team with the highest finish in the final BCS Standings will receive the automatic berth, and the remaining team or teams will be considered for at-large selection if it meets the criteria.

If there are fewer than 10 automatic qualifiers, then the bowls will select at-large participants to fill the remaining berths. An at-large team is any Football Bowl Subdivision team that is bowl-eligible and meets the following requirements:

- A. Has won at least nine regular-season games, and
- B. Is among the top 14 teams in the final BCS Standings.

No more than two teams from a conference may be selected, regardless of whether they are automatic qualifiers or at-large selections, unless two non-champions from the same conference are ranked No. 1 and No. 2 in the final BCS Standings.

2009-10 BOWL SCHEDULE

DATE	BOWL	SITE	TIE-INS	TIME	NETWORK	2008-09 RESULTS
Sat., Dec. 19	New Mexico	Albuquerque, N.M.	MWC vs. WAC	12:30 p.m.	ESPN	Colorado State 40, Fresno State 35
Sat., Dec. 19	St. Petersburg	St. Petersburg, Fla.	Big East vs. C-USA	8 p.m.	ESPN	South Florida 41, Memphis 14
Sun., Dec. 20	R+L Carriers New Orleans	New Orleans, La.	C-USA vs. Sun Belt	7 p.m.	ESPN	Southern Miss 30, Troy 27 (OT)
Tue., Dec. 22	Maaco Bowl Las Vegas	Las Vegas, Nev.	MWC vs. Pac-10	5 p.m.	ESPN	Arizona 31, BYU 21
Wed., Dec. 23	San Diego County Credit Union Poinsettita	San Diego, Calif.	MWC vs. Pac-10	5 p.m.	ESPN	TCU 17, Boise State 16
Thu., Dec. 24	Sheraton Hawaii	Honolulu, Hawaii	C-USA vs. WAC	2 p.m.	ESPN	Notre Dame 48, Hawai'i 21
Sat., Dec. 26	Motor City	Detroit, Mich.	Big Ten vs. MAC	1 p.m.	ESPN	Florida Atlantic 24, Central Michigan 21
Sat., Dec. 26	Meineke Car Care	Charlotte, N.C.	ACC vs. Big East	4:30 p.m.	ESPN	West Virginia 31, North Carolina 30
Sat., Dec. 26	Emerald	San Francisco, Calif.	ACC vs. Pac-10	5 p.m.	ESPN	California 24, Miami 17
Sun., Dec. 27	Gaylord Hotels Music City	Nashville, Tenn.	ACC vs. SEC	7:15 p.m.	ESPN	Vanderbilt 16, Boston College 14
Mon., Dec. 28	Independence	Shreveport, La.	Big 12 vs. SEC	4 p.m.	ESPN	Louisiana Tech 17, Northern Illinois 10
Tue., Dec. 29	Eagle Bank	Washington, D.C.	ACC vs. Army	4:30 p.m.	ESPN	Wake Forest 29, Navy 19
Tue., Dec. 29	Champs Sports	Orlando, Fla.	ACC vs. Big Ten	8 p.m.	ESPN	Florida State 42, Wisconsin 13
Wed., Dec. 30	Roady's Humanitarian	Boise, Idaho	MWC vs. WAC	2:30 p.m.	ESPN	Maryland 42, Nevada 35
Wed., Dec. 30	Pacific Life Holiday	San Diego, Calif.	Big 12 vs. Pac-10	5 p.m.	ESPN	Oregon 42, Oklahoma State 31
Wed., Dec. 30	Texas	Houston, Texas	Big 12 vs. C-USA/Navy	7 p.m.	NFL	Rice 38, Western Michigan 14
Thu., Dec. 31	Bell Helicopter Armed Forces	Fort Worth, Texas	MWC vs. C-USA	TBA	ESPN	Houston 34, Air Force 28
Thu., Dec. 31	Brut Sun	El Paso, Texas	Pac-10 vs. Big East/Big 12	10 a.m.	CBS	Oregon State 3, Pittsburgh 0
Thu., Dec. 31	Insight	Tempe, Ariz.	Big Ten vs. Big 12	4 p.m.	NFL	Kansas 42, Minnesota 21
Thu., Dec. 31	Chick-fil-A	Atlanta, Ga.	ACC vs. SEC	7:30 p.m.	ESPN	LSU 38, Georgia Tech 3
Fri., Jan. 1	Outback	Tampa, Fla.	Big Ten vs. SEC	11 a.m.	ESPN	Iowa 31, South Carolina 10
Fri., Jan. 1	Capital One	Orlando, Fla.	Big Ten vs. SEC	1 p.m.	ABC	Georgia 24, Michigan State 12
Fri., Jan. 1	Konica Minolta Gator	Jacksonville, Fla.	ACC vs. Big East/Big 12/ND	1 p.m.	CBS	Nebraska 26, Clemson 21
Fri., Jan. 1	Rose presented by Citi	Pasadena, Calif.	BCS vs. BCS	2 p.m.	ABC	USC 38, Penn State 24
Fri., Jan. 1	Allstate Sugar	New Orleans, La.	BCS vs. BCS	7:30 p.m.	FOX	Utah 31, Alabama 15
Sat., Jan. 2	AT&T Cotton	Arlington, Texas	Big 12 vs. SEC	1 p.m.	FOX	Mississippi 47, Texas Tech 34
Sat., Jan. 2	PapaJohns.com	Birmingham, Ala.	Big East vs. SEC	1 p.m.	ESPN	Rutgers 29, North Carolina State 23
Sat., Jan. 2	AutoZone Liberty	Memphis, Tenn.	C-USA vs. SEC	4:30 p.m.	ESPN	Kentucky 25, East Carolina 19
Sat., Jan. 2	Valero Alamo	San Antonio, Texas	Big Ten vs. Big 12	8 p.m.	ESPN	Missouri 30, Northwestern 23
Sat., Jan. 2	International	Toronto, Ontario	Big East vs. MAC	Noon	ESPN2	Connecticut 38, Buffalo 20
Mon., Jan. 4	Tostitos Fiesta	Glendale, Ariz.	BCS vs. BCS	6 p.m.	FOX	Texas 24, Ohio State 21
Tue., Jan. 5	FedEx Orange	Miami, Fla.	BCS vs. BCS	8 p.m.	FOX	Virginia Tech 20, Cincinnati 7
Wed., Jan. 6	GMAC	Mobile, Ala.	ACC vs. MAC	6 p.m.	ESPN	Tulsa 45, Ball State 13
Thu., Jan. 7	BCS Championship Game presented by Citi	Pasadena, Calif.	BCS No. 1 vs. BCS No. 2	5 p.m.	ABC	Florida 24, Oklahoma 14

Times local to site and are subject to change



2009 MOUNTAIN WEST CONFERENCE COMPOSITE SCHEDULE AND RESULTS

Thursday, September 3	TV	Time	Saturday, October 10	TV	Time
Utah State at Utah	The Mtn.	7 p.m.	New Mexico at Wyoming*	The Mtn.	Noon
Saturday, September 5			Utah at Colorado State*	The Mtn.	4 p.m.
Nicholls State at Air Force	No TV	Noon	TCU at Air Force*	CBS C HD	5:30 p.m.
Weber State at Wyoming	No TV	1 p.m.	BYU at UNLV*	The Mtn.	7 p.m.
San Diego State at UCLA	FSN West	4:30 p.m.	Saturday, October 17		
BYU vs. Oklahoma#	ESPN	6 p.m.	Wyoming at Air Force*	The Mtn.	Noon
New Mexico at Texas A&M	TBD	6 p.m.	Colorado State at TCU*	VERSUS HD	3 p.m.
Sacramento State at UNLV	No TV	7 p.m.	BYU at San Diego State*	The Mtn.	3 p.m.
Sunday, September 6			Utah at UNLV*	The Mtn.	7 p.m.
Colorado State at Colorado	FSN	5 p.m.	Saturday, October 24		
Saturday, September 12			Air Force at Utah*	VERSUS HD	2 p.m.
Texas at Wyoming	VERSUS HD	1:30 p.m.	San Diego State at Colorado State*	The Mtn.	2 p.m.
BYU at Tulane	ESPN2	2:30 p.m.	TCU at BYU*	VERSUS HD	5:30 p.m.
Weber State at Colorado State	No TV	3 p.m.	UNLV at New Mexico*	The Mtn.	6 p.m.
TCU at Virginia	ESPNU	3:30 p.m.	Saturday, October 31		
Southern Utah at San Diego State	No TV	5:30 p.m.	Air Force at Colorado State*	The Mtn.	2 p.m.
Air Force at Minnesota	Big Ten Network	6 p.m.	UNLV at TCU*	VERSUS HD	3 p.m.
Tulsa at New Mexico	The Mtn.	6 p.m.	New Mexico at San Diego State*	CBS C HD	4:30 p.m.
Utah at San Jose State	ESPNU	7:30 p.m.	Wyoming at Utah*	The Mtn.	6 p.m.
Oregon State at UNLV	CBS C HD	8 p.m.	Saturday, November 7		
Saturday, September 19			BYU at Wyoming*	The Mtn.	Noon
Utah at Oregon	ESPN	12:30 p.m.	TCU at San Diego State*	VERSUS HD	1 p.m.
Wyoming at Colorado	FCS	1:30 p.m.	Army at Air Force	CBS C HD	1:30 p.m.
San Diego State at Idaho	SWX	2 p.m.	New Mexico at Utah*	The Mtn.	4 p.m.
Nevada at Colorado State	No TV	3 p.m.	Colorado State at UNLV*	The Mtn.	7 p.m.
Florida State at BYU	VERSUS HD	5 p.m.	Saturday, November 14		
Air Force at New Mexico*	CBS C HD	5:30 p.m.	BYU at New Mexico*	The Mtn. HD	Noon
Texas State at TCU	No TV	6 p.m.	UNLV at Air Force*	The Mtn. HD	4 p.m.
Hawai'i at UNLV	The Mtn./CBS C	8 p.m.	Utah at TCU*	CBS C HD	6:30 p.m.
Saturday, September 26			Wyoming at San Diego State*	The Mtn. HD	7 p.m.
San Diego State at Air Force*	The Mtn.	Noon	Saturday, November 21		
UNLV at Wyoming*	No TV	1 p.m.	TCU at Wyoming*	The Mtn. HD	Noon
Colorado State at BYU*	The Mtn.	4 p.m.	Air Force at BYU*	CBS C HD	1:30 p.m.
Louisville at Utah	CBS C HD	5:30 p.m.	San Diego State at Utah*	VERSUS HD	2 p.m.
New Mexico State at New Mexico	The Mtn.	8 p.m.	Colorado State at New Mexico*	The Mtn. HD	4 p.m.
TCU at Clemson	TBD	TBD	Friday, November 27		
Friday, October 2			Wyoming at Colorado State*	The Mtn. HD	Noon
Utah State at BYU	The Mtn.	7 p.m.	Saturday, November 28		
Saturday, October 3			New Mexico at TCU*	The Mtn. HD	Noon
UNLV at Nevada	No TV	1 p.m.	Utah at BYU*	The Mtn./CBS C HD	3 p.m.
Colorado State at Idaho	Altitude 2	2 p.m.	San Diego State at UNLV*	The Mtn. HD	6 p.m.
Air Force at Navy	CBS C HD	3:30 p.m.	#Dallas Cowboys Stadium (Arlington, Texas)		
Wyoming at Florida Atlantic	TBD	4 p.m.	* Mountain West Conference Game.		
New Mexico State at San Diego State	No TV	5 p.m.	The broadcast outlets for those games listed as TBD are still being determined.		
New Mexico at Texas Tech	FSN	6 p.m.	All times local to site.		
SMU at TCU	The Mtn.	7 p.m.			



MEDIA SERVICES

THE INTERNET - WWW.THEMWC.COM

The official Mountain West Conference Web site is hosted by CBS College Sports Online. Each football box score will be made available on the Web site following each game. You can also find:

- MWC Football Standings
- Team-by-Team Statistics and Results
- Overall and Conference-Only Statistics (PDF available)
- Weekly Release (PDF available)
- Players of the Week
- Television Information

STATISTICS/WEEKLY RELEASES:

The MWC will post updated statistics to the Web site (www.TheMWC.com) no later than the morning following every game. The MWC Players of the Week and the weekly press notes will be made available every Monday. You may obtain this information either on the Conference Web site or via e-mail.

PLAYERS OF THE WEEK

A Mountain West Conference Player of the Week will be released every Monday from September 7 - November 30. Nominations are submitted by the sports information offices and the winners are selected by the MWC communications staff. Weekly award winners are selected for offense, defense and special teams.

AWARDS AND HONORS

The league champion will be based on conference play. The annual individual awards will be voted on by each of the nine head coaches and selected members of the media. Following is a list of regular-season awards that will be presented:

- Regular-season team champion
 - Coach of the Year
 - Offensive Player of the Year
 - Defensive Player of the Year
 - Special Teams Player of the Year
 - Freshman of the Year
 - All-Conference, First and Second Team
- (11 offensive players by position, 11 defensive players by position, 1 place kicker, 1 punter, 1 special teams player)

2009 WEEKLY COACHES TELECONFERENCE

The Mountain West Conference football coaches will participate in a weekly media teleconference throughout the 2009 season. The calls are scheduled every Tuesday, from September 1 – November 24. The call can be heard live via the MWC Web site or by calling the MWC Communications office for the call-in number. This teleconference is for accredited media only. A replay of each teleconference will be made available on the MWC Web site.

Central/Mountain/Pacific

- 11:00 a.m./10:00 a.m./9:00 a.m.
- 11:02 a.m./10:02 a.m./9:02 a.m.
- 11:12 a.m./10:12 a.m./9:12 a.m.
- 11:22 a.m./10:22 a.m./9:22 a.m.
- 11:32 a.m./10:32 a.m./9:32 a.m.
- 11:42 a.m./10:42 a.m./9:42 a.m.
- 11:52 a.m./10:52 a.m./9:52 a.m.
- 12:02 p.m./11:02 a.m./10:02 a.m.
- 12:12 p.m./11:12 a.m./10:12 a.m.
- 12:22 p.m./11:22 a.m./10:22 a.m.

Call Schedule

- Moderator opens call
- Kyle Whittingham, Utah
- Brady Hoke, San Diego State
- Troy Calhoun, Air Force
- Mike Sanford, UNLV
- Gary Patterson, TCU
- Bronco Mendenhall, BYU
- Steve Fairchild, Colorado State
- Mike Locksley, New Mexico
- Dave Christensen, Wyoming

MOUNTAIN WEST E-MAIL SERVICE

Information regarding MWC football, or any of the other 18 MWC sports, will be e-mailed throughout the year to accredited media. To be added to the e-mail list, please contact Javan Hedlund in the Conference office.

MOUNTAIN WEST MEDIA PORTAL

A media-only Web site for the league's 19 sponsored sports is available at www.themwc.com/media/mediaportal/mp-index.html or by clicking the Media Services button at the top of the home page. The MWC Media Portal provides Conference news releases, online media guides, statistics, institutional game notes, rosters, schedules and a high-resolution photo and logo platform for the league and all member institutions.

FOLLOW THE MWC ON FACEBOOK AND TWITTER

The Mountain West Conference will be using Facebook and Twitter to keep fans up-to-date with the latest happenings around the league. By becoming a fan of the MWC's official Facebook and Twitter sites, followers will have the opportunity to receive score updates, event recaps, video features, special announcements, news and much more. Registration for each service is free, so visit Facebook.com and Twitter.com to sign up and participate in the conversation.

WEEKLY FOOTBALL HIGHLIGHTS

The Mountain West Conference will introduce an exciting new format for television stations across the country to get football highlights in 2009, as well as selected highlights for other sports. The Mountain West has teamed with DragonFly Athletics, a leading provider of video highlights and content. The web-based platform will provide extensive highlights of MWC Football that can be downloaded at anytime throughout the 2009 season.

INSTRUCTIONS:

1. Establish a DragonFly Athletics account by visiting the following link: www.dragonflyathletics.com/mwc. You will be prompted to login.
2. Click on the "REGISTER" link.
3. An e-mail will be sent to you at the e-mail address entered to verify your account.
4. Once your account is verified, you may login at the link below and begin downloading highlights.
5. You will now see a list of all video by school throughout the conference.
6. All entities downloading highlights must follow the MWC Television Policies or access to the Web site will be revoked.

If you have technical questions, please contact: Javan Hedlund at 719-488-4051.

LISTEN TO MOUNTAIN WEST GAMES ON THE INTERNET

School	Website
Air Force	www.goairforcefalcons.com
BYU	www.byucougars.com
Colorado State	www.csurams.com
New Mexico	www.golobos.com
San Diego State	www.goaztecs.com
TCU	www.gofrogs.com
UNLV	www.unlvrebels.com
Utah	www.utahutes.com
Wyoming	www.wyomingathletics.com

MOUNTAIN WEST FLAGSHIP RADIO STATIONS

School	Flagship Station
Air Force	KVOR-740 AM (Colorado Springs) KCKK-1510 AM (Denver and N. Colorado)
BYU	.KSL-1160 AM (Salt Lake City)
Colorado State	.KLZ 560 AM (Denver)
New Mexico	.KKOB-770 AM (Albuquerque)
San Diego State	.KOGO-600 AM (San Diego)
TCU	.ESPN Radio 103.3 FM (Fort Worth)
UNLV	.ESPN-1100 AM (Las Vegas)
Utah	.KALL-700 AM (Salt Lake City)
Wyoming	.KFBC-1240 AM (Cheyenne)



Become a Fan of the Mountain West Conference on Facebook!

Visit www.Facebook.com/MountainWestConference



Follow the Mountain West Conference on Twitter!

Visit www.Twitter.com/TheMWC



CollegePressBox.com is the official media Web site for Mountain West Conference football. Access and download weekly game notes, statistics, media guides and more for the Conference and each of its nine member schools throughout the season. Login information will be distributed by the conference office to accredited media or you can apply for a password by sending an e-mail to password@collegepressbox.com.



2009 MWC FOOTBALL SCHEDULE/RESULTS

(Home games in **BOLD CAPS**. *Mountain West Conference Game)

AIR FORCE FALCONS (0-0 OVERALL, 0-0 MWC)

DATE	SCORE	OPPONENT	TV	ATTENDANCE	TIME
September 5		NICHOLLS STATE			Noon MT
September 12		at Minnesota			6 p.m. CT
September 19		at New Mexico*	HD		5:30 p.m. MT
September 26		SAN DIEGO STATE*			Noon MT
October 3		at Navy	HD		3:30 p.m. ET
October 10		TCU*	HD		5:30 p.m. MT
October 17		WYOMING*			Noon MT
October 24		at Utah*	HD		2 p.m. MT
October 31		at Colorado State*			2 p.m. MT
November 7		ARMY	HD		1:30 p.m. MT
November 14		UNLV*	HD		4 p.m. MT
November 21		at BYU*	HD		1:30 p.m. MT

BYU COUGARS (0-0 OVERALL, 0-0 MWC)

DATE	SCORE	OPPONENT	TV	ATTENDANCE	TIME
September 5		vs. Oklahoma (in Arlington, Texas)			6 p.m. CT
September 12		at Tulane			2:30 p.m. CT
September 19		FLORIDA STATE	HD		5 p.m. MT
September 26		COLORADO STATE*			4 p.m. MT
October 2		UTAH STATE			7 p.m. MT
October 10		at UNLV*			7 p.m. PT
October 17		at San Diego State*			3 p.m. PT
October 24		TCU*	HD		5:30 p.m. MT
November 7		at Wyoming*			Noon MT
November 14		at New Mexico*	HD		Noon MT
November 21		AIR FORCE*	HD		1:30 p.m. MT
November 28		UTAH*	HD / HD		3 p.m. MT

COLORADO STATE RAMS (0-0 OVERALL, 0-0 MWC)

DATE	SCORE	OPPONENT	TV	ATTENDANCE	TIME
September 6		at Colorado			5 p.m. MT
September 12		WEBER STATE			3 p.m. MT
September 19		NEVADA			3 p.m. MT
September 26		at BYU*			4 p.m. MT
October 3		at Idaho			3 p.m. MT
October 10		UTAH*			4 p.m. MT
October 17		at TCU*	HD		3 p.m. CT
October 24		SAN DIEGO STATE*			2 p.m. MT
October 31		AIR FORCE*			2 p.m. MT
November 7		at UNLV*			7 p.m. PT
November 21		at New Mexico*	HD		4 p.m. MT
November 27		WYOMING*	HD		Noon MT



2009 MWC FOOTBALL SCHEDULE/RESULTS

(Home games in **BOLD CAPS**. *Mountain West Conference Game)

NEW MEXICO LOBOS (0-0 OVERALL, 0-0 MWC)

DATE	SCORE	OPPONENT	TV	ATTENDANCE	TIME
September 5		at Texas A&M	TBD		6 p.m. CT
September 12		TULSA			6 p.m. MT
September 19		AIR FORCE*			5:30 p.m. MT
September 26		NEW MEXICO STATE			8 p.m. MT
October 3		at Texas Tech			2:30 p.m. CT
October 10		at Wyoming*			Noon MT
October 24		UNLV*			6 p.m. MT
October 31		at San Diego State*			4:30 p.m. PT
November 7		at Utah*			4 p.m. MT
November 14		BYU*			Noon MT
November 21		COLORADO STATE*			4 p.m. MT
November 28		at TCU*			Noon CT

SAN DIEGO STATE AZTECS (0-0 OVERALL, 0-0 MWC)

DATE	SCORE	OPPONENT	TV	ATTENDANCE	TIME
September 5		at UCLA			4:30 p.m. PT
September 12		SOUTHERN UTAH			5:30 p.m. PT
September 19		at Idaho			2 p.m. PT
September 26		at Air Force*			Noon MT
October 3		NEW MEXICO STATE			5 p.m. PT
October 17		BYU*			3 p.m. PT
October 24		at Colorado State*			2 p.m. MT
October 31		NEW MEXICO*			4:30 p.m. PT
November 7		TCU*			1 p.m. PT
November 14		WYOMING*			7 p.m. PT
November 21		at Utah*			2 p.m. MT
November 28		at UNLV*			6 p.m. PT

TCU HORNED FROGS (0-0 OVERALL, 0-0 MWC)

DATE	SCORE	OPPONENT	TV	ATTENDANCE	TIME
September 12		at Virginia			3:30 p.m. ET
September 19		TEXAS STATE			6 p.m. CT
September 26		at Clemson	TBD		TBD
October 3		SMU			7 p.m. CT
October 10		at Air Force*			5:30 p.m. MT
October 17		COLORADO STATE*			3 p.m. CT
October 24		at BYU*			5:30 p.m. MT
October 31		UNLV*			3 p.m. CT
November 7		at San Diego State*			1 p.m. PT
November 14		UTAH*			6:30 p.m. CT
November 21		at Wyoming*			Noon MT
November 28		NEW MEXICO*			Noon CT



2009 MWC FOOTBALL SCHEDULE/RESULTS

(Home games in **BOLD CAPS**. *Mountain West Conference Game)

UNLV REBELS (0-0 OVERALL, 0-0 MWC)

DATE	SCORE	OPPONENT	TV	ATTENDANCE	TIME
September 5		SACRAMENTO STATE			7 p.m. PT
September 12		OREGON STATE	HD		8 p.m. PT
September 19		HAWAI'I	/		8 p.m. PT
September 26		at Wyoming*			1 p.m. MT
October 3		at Nevada			1 p.m. PT
October 10		BYU*			7 p.m. PT
October 17		UTAH*			7 p.m. PT
October 24		at New Mexico*			6 p.m. MT
October 31		at TCU*	HD		3 p.m. CT
November 7		COLORADO STATE*			7 p.m. PT
November 14		at Air Force*	HD		4 p.m. MT
November 28		SAN DIEGO STATE*	HD		6 p.m. PT

UTAH UTES (0-0 OVERALL, 0-0 MWC)

DATE	SCORE	OPPONENT	TV	ATTENDANCE	TIME
September 3		UTAH STATE			7 p.m. MT
September 12		at San Jose State			7:30 p.m. PT
September 19		at Oregon			12:30 p.m. PT
September 26		LOUISVILLE	HD		5:30 p.m. MT
October 10		at Colorado State*			4 p.m. MT
October 17		at UNLV*			7 p.m. PT
October 24		AIR FORCE*	HD		2 p.m. MT
October 31		WYOMING*			6 p.m. MT
November 7		NEW MEXICO*			4 p.m. MT
November 14		at TCU*	HD		6:30 p.m. CT
November 21		SAN DIEGO STATE*	HD		2 p.m. MT
November 28		at BYU*	HD / HD		3 p.m. MT

WYOMING COWBOYS (0-0 OVERALL, 0-0 MWC)

DATE	SCORE	OPPONENT	TV	ATTENDANCE	TIME
September 5		WEBER STATE			1 p.m. MT
September 12		TEXAS	HD		1:30 p.m. MT
September 19		at Colorado			1:30 p.m. MT
September 26		UNLV*			1 p.m. MT
October 3		at Florida Atlantic	TBD		4 p.m. ET
October 10		NEW MEXICO*			Noon MT
October 17		at Air Force*			Noon MT
October 31		at Utah*			6 p.m. MT
November 7		BYU*			Noon MT
November 14		at San Diego State*	HD		7 p.m. PT
November 21		TCU*	HD		Noon MT
November 27		at Colorado State*	HD		Noon MT